


NAIROBI CITY COUNTY



NAIROBI CITY COUNTY ASSEMBLY



**ESTIMATES FOR RECURRENT AND  
DEVELOPMENT EXPENDITURE**

**For the**

**COUNTY ASSEMBLY SERVICE BOARD**

**FOR FINANCIAL YEAR 2016/2017**

**And**

**PROJECTIONS FOR 2017/2018 AND 2018/2019**




PROGRAM

BASED

BUDGET



**NAIROBI CITY COUNTY ASSEMBLY**  
**PROGRAM BASED BUDGET FOR 2016/2017**



## **1. INTRODUCTION**

This program based budget has been prepared in accordance with the provisions of the Public Finance Management (PFM) Act, 2012 and the County Governments Act, 2012. Section 12(7)(c) puts the responsibility to prepare annual financial estimates for County Assemblies on the County Assembly Service Board (CASB). This responsibility has further been delegated to the Clerk of the County Assembly under Section 129(3) of the Public Finance Management Act, 2012.

Clause 12 of the second schedule of the PFM Act, 2012 requires that effective 2014/2015 financial year all budgets of the County Governments shall be program based. The concept of Program Based Budgets (PBB) requires expenditures to be based on specific outputs, outcomes and performance indicators based on the core mandate of the particular institution preparing the estimates. The Nairobi City County Assembly's key mandate is primarily Legislation, Oversight and Representation. This mandate forms the key program of the County Assembly out of which several sub-programs, outputs and key performance indicators have been derived.

To better inform the activities planned for the financial year 2016/2017, we have aligned ourselves with the overall vision and the mission statement of the County Assembly as well as its goals, objectives and core values.

## **2. KEY HIGHLIGHTS OF THE 2016/2017 FINANCIAL ESTIMATES**

The financial estimates have been prepared in consideration of the expenditure ceilings provided by the County Fiscal Strategy Paper (CFSP) for financial year 2016/2017. The CFSP proposed an expenditure ceiling of Ksh.1.703B for the County Assembly being recurrent of Ksh.1.553B and Ksh.150M for Capital and development.

The total Budget for the County Assembly is Ksh.1,703,012,705 comprising staff emoluments of Ksh.744,727,359 cost of goods and services of Ksh.561,498,278 capital and development of Ksh.149,990,000 and other recurrent expenditure of Ksh.247,147,568. Other recurrent



expenditure comprises of member's gratuity of Ksh.47M and a build up of Mortgage Scheme Fund at Ksh.200M.

A summary of this expenditure has been provided below.

ITEM DESCRIPTION	2015/2016 Budget	2016/2017 Proposed Estimates	2017/2018 Projection	2018/2019 Projection
	KSHS	KSHS	KSHS	KSHS
<b>SUMMARY</b>				
Compensation to Employees	688,941,724	744,727,359	789,241,238	837,934,872
Use of Goods and Services	535,296,249	561,498,278	617,348,106	678,767,616
Other Recurrent	411,010,680	247,147,568	557,839,829	573,026,062
<b>DEVELOPMENT</b>	<b>327,973,960</b>	<b>149,990,000</b>	<b>110,759,000</b>	<b>98,853,000</b>
<b>Total Net Expenditure</b>	<b>1,963,222,613</b>	<b>1,703,363,205</b>	<b>2,075,188,173</b>	<b>2,188,581,551</b>

It is noted that the total budget is decreasing by Ksh.260M or 13.2% compared to that of the current financial year, 2015/2016. This is mainly due to a reduction in the development projects mainly the refurbishment of the County Assembly Chambers.

The above reduction notwithstanding it is observed that there is an increase in expenditures for Compensation to employees and in use of goods and services by Ksh.55M or 8% and Ksh.26.2M or 4.89% respectively. The slight increase in staff emoluments is informed by the annual increments awarded to all Members and staff of the County Assembly.


### 3. EXPERIENCES IN IMPLEMENTING THE 2016/2017 BUDGET ESTIMATES

The 2015/2016 budget estimates was implemented within an environment of several challenges key among them being the expenditure ceilings given by the Senate and the sporadic revenue remittances by the County Treasury which greatly hampered the operations of the County Assembly. Below is a highlight of the experiences in implementing the 2015/2016 financial estimates.

- Operating within an environment of expenditure ceilings though seen as economically prudent affected the operations of the County Assembly. In particular, oversight functions of the County Assembly and the continuous capacity building of members was greatly affected. This has the potential of affecting the quality of legislation outputs in terms of approved bills as well as the degree of oversight of the County Executive by the County Assembly.
- Irregular and Insufficient Releases of Revenue to the County Assembly. The County Treasury has continued to make intermittent revenue remittances to the County Assembly resulting to inability of the County Assembly to deliver as expected. Of particular concern is the development expenditure which mainly was for refurbishment of the County Chambers. It is noted that to-date the funds have not been availed though the County Executive Member for Finance and Economic Planning has given commitment to make the remittances before the close of the Financial Year.
- To a positive note the County Assembly employed the Internet Banking and Integrated Financial Information Management System (IFMIS) platform which is expected to boost accountability for the County Assembly.

#### 4. WAY FORWARD

The end of 2015/2016 will mark end of three years since commencement of budgeting under the devolved system of government under the Constitution of Kenya 2010. 2016/2017 will mark the beginning of the fourth year in devolution. Needless to say, devolution has been faced with a myriad of challenges but now the systems have been put in place to ensure that the challenges so far experienced have been addressed. It is therefore expected that the 2016/2017 will be an year when the challenges experienced in the past will be no more and effective service delivery will be made to the benefit of the citizens of Nairobi.



JACOB NGWELE

CLERK TO COUNTY ASSEMBLY



**ESTIMATES OF RECURRENT AND DEVELOPMENT EXPENDITURE FOR FINANCIAL YEAR  
2016/2017 AND PROJECTIONS FOR 2017/2018 AND 2018/2019 FOR THE NAIROBI CITY  
COUNTY ASSEMBLY**

**Back Ground**

The Nairobi City County Assembly is established pursuant to section 176 of the Constitution of Kenya. Section 12 (1) of the County Governments Acts establishes the County Assembly Service Board with the responsibility of among others, to prepare annual estimates of expenditure of the County Assembly services and submitting them to the County Assembly for approval and exercising budgetary control over the service.

In doing this the Nairobi City County Assembly has developed its vision and mission statement in order to guide its operations. The 2016/2017 financial estimates have been prepared to achieve the vision and hence the core mandate of the County Assembly.

**A. Vision**

To be the most efficient and effective legislature in promoting good governance

**B. Mission**

To advance economic, social, cultural and political aspirations of the people of Nairobi City County through robust legislation, prudent oversight and responsive representation

**C. Mandate**

To facilitate the Members of the County Assembly to efficiently and effectively fulfill their constitutional mandate in a representative system of government by upholding and ensuring the autonomy of the County Assembly in its corporate relationship with the County Executive and other stakeholders.

**D. Context of Budgeting Intervention**

The County Assembly Service Board's objective is to "facilitate the Members of County Assembly to efficiently and effectively fulfill their constitutional functions in a representative system of government by upholding and ensuring the autonomous status of the County Assembly in its corporate relationship with the County Executive and other stakeholders is maintained". The 2016/2017 financial estimates will focus on the continued legislative, oversight and representation functions.




**E. Programs and their Objectives**

Program	Objectives
Legislation, Oversight and Representation	To strengthen capacity for members of County Assembly to make laws, offer oversight to County executive and effectively represent their constituents.

**Strategic Objectives and Activities for the period 2015/2016****Objective 1: Enhance professional development of MCAs**

- Provide ongoing professional development for MCAs
- Review standing orders
- Develop a code of ethics/conduct for MCAs

**Objective 2: County Assembly Service - Human resource development program**

- Undertake functional review and align organizational structure
- Conduct staff training needs assessment
- Implementation of staff training plan
- Capacity Building of CASB on corporate governance
- Institute staff and team performance development and measurement
- Develop staff welfare schemes; Insurance, medical cover, mortgages and retirement benefits.

**Objective 3: Development of effective management structures, systems, policies and procedures**

- Implement clear finance, HR, and procurement systems, policies and procedures
- Develop, implement and monitor annual work plans and budgets
- Establish clear and robust standard operating procedures and decision making mechanisms
- Continuously improve the business systems
- Manage the budget of the Assembly to ensure that core services continue to be delivered
- Establish appropriate consultation mechanisms with Members and staff

**Objective 4: Infrastructure and Facilities**

- Provide adequate office space, vehicles and equipment to staff
- Provide committee rooms to Members

- Provide adequate security – Parking bay / Implement enhanced security at Assembly
- Establish a library Service and archives
- Continuous maintenance and improvement of chambers

#### Objective 5: Deepening the use of ICT

- Develop and implement a comprehensive ICT plan with a view to improve communication and delivery of digital documents to all MCAs
- Provide MCAs with a single online repository for the collection and sharing of Assembly documents
- Modernize the Hansard services
- Provide broadcast screens during Assembly sessions
- Further develop website and other media platforms for the Assembly

#### F. Summary of Expenditure per Program and Sub-Program for 2016/2017 and Projections for 2017/2018 to 2018/2019

##### i. Recurrent

Program	Estimates 2016/2017	Projected Estimates	
	Gross Expenditure KSH	2017/2018 KSH	2018/2019 KSH
Legislation, Oversight and Representation	1,553,373,205	1,807,683,743	1,917,786,329
<b>VOTE TOTAL – COUNTY ASSEMBLY</b>	<b>1,553,373,205</b>	<b>1,807,683,743</b>	<b>1,917,786,329</b>

##### ii. Development

Program	Estimates 2016/2017	Projected Estimates	
	Gross Expenditure KSH	2017/2018 KSH	2018/2019 KSH
Legislation, Oversight and Representation	149,990,000	110,759,000	98,853,000
<b>VOTE TOTAL – COUNTY ASSEMBLY</b>	<b>149,990,000</b>	<b>110,759,000</b>	<b>98,853,000</b>
<i>Sub-Programme 1: Legislation and Representation</i>			
Recurrent Expenditure	789,922,389	949,171,361	997,433,508

Compensation to Employees	584,818,840	614,509,782	645,730,271
Use of goods and services	157,955,981	173,461,579	190,503,237
Other Recurrent (Transfer to County Assembly Funds)	47,147,568	161,200,000	161,200,000
<b>Capital Expenditure</b>	-	-	-
Acquisition of Non-Financial Assets	-	-	-
Other Development			
<b>Total Expenditure</b>	<b>789,922,389</b>	<b>949,171,361</b>	<b>997,433,508</b>
<i><b>Sub-Programme 2: Oversight</b></i>			
<b>Recurrent Expenditure</b>	<b>142,859,222</b>	<b>157,145,144</b>	<b>172,859,659</b>
Compensation to Employees			
Use of goods and services	<b>142,859,222</b>	<b>157,145,144</b>	<b>172,859,659</b>
Other Recurrent			
<b>Capital Expenditure</b>			
Acquisition of Non-Financial Assets			
Other Development			
<b>Total Expenditure</b>	<b>142,859,222</b>	<b>157,145,144</b>	<b>172,859,659</b>
<i><b>Sub-Programme 3 : General Administration and Support Services</b></i>			
<b>Recurrent Expenditure</b>	<b>620,591,594</b>	<b>701,367,238</b>	<b>747,493,162</b>
Compensation to Employees	159,908,519	174,731,456	192,204,601
Use of goods and services	260,683,075	286,635,782	315,288,561
Other Recurrent (Transfers to	200,000,000	240,000,000	240,000,000



County Assembly Funds)			
Development Expenditure	149,990,000	110,759,000	98,853,000
Acquisition of non-financial assets	149,990,000	110,759,000	98,853,000
Total Expenditure	770,581,594	812,126,238	846,346,162

### G. Summary of Expenditure by Vote and Economic Classification

#### VOTE 532: NAIROBI CITY COUNTY ASSEMBLY

ECONOMIC CLASSIFICATION	2016/2017 Proposed Estimates KSH	Projected Estimates	
		2017/2018 PROJECTION KSH	2018/2019 PROJECTION KSH
Recurrent Expenditure	1,553,373,205	1,807,683,743	1,917,786,329
Compensation to Employees	744,727,359	789,241,238	837,934,872
Use of Goods and Services	561,498,278	617,242,506	678,651,456
Other Recurrent (Transfers to County Assembly Funds)	247,147,568	401,200,000	401,200,000
Development Expenditure	144,429,684	61,240,777	67,364,855
Acquisition of non-financial assets	149,990,000	110,759,000	98,853,000
Total Expenditure	1,703,363,205	1,918,442,743	2,016,639,329

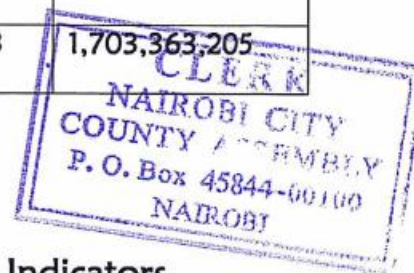
### H. Summary of Expenditure by Program and Economic Classification

#### Legislation, Oversight and Representation

ECONOMIC CLASSIFICATION	2016/2017 Proposed Estimates KSH	Projected Estimates	
		2017/2018 PROJECTION KSH	
Recurrent Expenditure	1,553,373,205	1,807,683,743	1,553,373,205



Compensation to Employees	744,727,359	789,241,238	744,727,359
Use of Goods and Services	561,498,278	617,242,506	561,498,278
Other Recurrent (Transfers to County Assembly Funds)	247,147,568	401,200,000	247,147,568
Development Expenditure	144,429,684	61,240,777	144,429,684
Refurbishment of buildings	149,990,000	110,759,000	149,990,000
Total Expenditure	1,703,363,205	1,918,442,743	1,703,363,205



### I. Summary of Program Outputs and Performance Indicators

	PROGRAM NAME	PROGRAM OUTCOME	EXPECTED OUTPUTS	MEDIUM TERM PERFORMANCE INDICATORS AND TARGETS
	Legislation, Oversight and Representation	Laws enacted enhanced oversight and representation of people	County laws enacted	Number of laws enacted within the financial year
			Reports from various house committees	Number of sittings and reports produced by the house and other Departmental Committees

### Analysis of Sub-Program Outputs and Performance Indicators

Program: LEGISLATION, REPRESENTATION AND OVERSIGHT

Outcome: Laws enacted enhanced oversight and representation of people

Sub-Program	Delivery Unit	Key Outputs (KO)	Key Performance Indicators (KPIs)	Target (Baseline) 2015/16	Target 2016/17	Target 2017/18	Target 2018/19


SP.1. Legislation and Representatio n	Office of the Speaker	County Assembly House Proceedings effectively coordinated	Productive debates in the house	Productive debates in the house	Enhanced Productive debates in the house	Enhanced Productive debates in the house	Enhanced Productive debates in the house
	County Assembly	Laws enacted, enhanced and representati on of people	No. of laws enacted in the house.  Views of the people considered in County law making process	No. of laws enacted in the house.  Views of the people considered in County law making process	Increased No. of laws enacted in the house.  More views of the people considered in County law making process	Increased No. of laws enacted in the house.  More views of the people considered in County law making process	Increased No. of laws enacte in the house.  More vie of the people considered in County law making proce
SP.2. Oversight	Committees	Reports from various house and select committees	No. of reports prepared and presented to the Assembly	No. of reports prepared and presented to the Assembly	Increased No. of reports prepared and presented to the Assembly	Increased No. of reports prepared and presented to the Assembly	Increased No. of reports prepared and presented to the Assembly
			Summonses sent to accounting officers from County Executive to shed light on areas of concern	Summonses sent to accounting officers from County Executive to shed light on areas of concern	More summonses sent to accounting officers from County Executive to shed light on areas of concern	More summonses sent to accounting officers from County Executive to shed light on areas of concern	More summonses sen to accounting officers from County Executive to shed light on areas of icern
			Reduced cases of corruption and other malpractices	Reduced cases of corruption and other malpractices	Reduction in corruption cases and other malpractices	Reduction in corruption cases and other malpractices	Reduction in corruption ca and other malpractices
			Enhanced service delivery to Mwanachi	Enhanced service delivery to Mwanachi	Enhanced service delivery to Mwanachi	Enhanced service delivery to Mwanachi	Enhanced service delive to Mwanachi



SP.3.	CASB	Policies and guidelines for the County Assembly	Approved Policies and guidelines	Policies and guidelines approved	Better policies and guidelines approved	Better policies and guidelines approved	Better policies and guidelines approved
General Administration and Support Services		Committee rooms and Offices	Basement Converted to committee room		basement and 4 <sup>th</sup> floor refurbished		
	Office of the Clerk	All functions in the County Assembly properly coordinated	All County Assembly functions coordinated	All County Assembly functions were properly coordinated	All County Assembly functions coordinated	All County Assembly functions coordinated	All County Assembly functions coordinated
			Records of house and committee proceedings properly maintained	All records of house and committee proceedings were properly maintained	All records of house and committee proceedings properly maintained	All records of house and committee proceedings properly maintained	All records of house and committee proceedings properly maintained
			Financial information and records properly maintained	All financial information and records were properly maintained	All financial information and records properly maintained	All financial information and records properly maintained	All financial information and records properly maintained
			Orderliness and security within the assembly	Orderliness and security was fully maintained within the assembly	Orderliness and security within the assembly fully maintained	Orderliness and security within the assembly fully maintained	Orderliness and security within the assembly fully maintained
			Motivated and disciplined staff members	County Assembly Staff were highly motivated and disciplined	Highly motivated and disciplined members of staff	Highly motivated and disciplined members of staff	Highly motivated and disciplined members of staff

		Effective transportation management	Smooth running of the Assembly business.	Quarterly servicing and repair of 8 no. vehicles.  -Weekly fueling of 8 no. Assembly's vehicles.	Quarterly servicing and repair of 10 no. Assembly vehicles.  -Weekly fueling of 10 no. Assembly's vehicles	Quarterly servicing and repair of 12 no. Assembly vehicles.  -Weekly fueling of 12 no. Assembly's vehicles	Quarterly servicing and repair of 12 no. Assembly vehicles.  -Weekly fueling of 12 no. Assembly's vehicles
		Clean working environment	Clean work environment.  -Employee satisfaction.  -Improved service delivery.	20 no. washrooms.- 25 no. offices-1 <sup>st</sup> and 2 <sup>nd</sup> floor corridors- 2no.foyers - no. lobbies	22 no. washrooms-5 no. urinals-37 no. offices-1 <sup>st</sup> , 2 <sup>nd</sup> & 3 <sup>rd</sup> floor corridors- 2no.foyers-3 no. lobbies	22 no. washrooms-5 no. urinals-37 no. offices-1 <sup>st</sup> , 2 <sup>nd</sup> & 3 <sup>rd</sup> floor corridors- 2no.foyers-3 no. lobbies	24 no. washrooms-5 no. urinals-37 no. offices-1 <sup>st</sup> , 2 <sup>nd</sup> & 3 <sup>rd</sup> floor corridors- 2no.foyers-3 no. lobbies
		Protection to life and property.	Safety of hon. members staff & assembly premises	Quiet and safe working environment	Fire Extinguishers Bought and installed.  Install panic/incident buttons at all entry		





# ITEMISED

# BUDGET



			NAIROBI CITY COUNTY ASSEMBLY						
			FY 2015-2016 PROGRAM BASED BUDGET						
			PRINCIPAL ITEMS						
			Program: Legislation, Oversight and Representation						
EAD	SUB HEAD	ITEM	ITEM DESCRIPTION	2014/2015 Budget KSHS	2015/2016 Approved Estimates KSHS	Supplementary Budget 2015-2016 KSH	2016/2017 Proposed Estimates KSHS	2017/2018 Projection KSHS	2018/2019 Projection KSHS
			SUMMARY						
			Compensation to Employees	683,443,688	765,158,796	688,941,724	744,727,359	789,241,238	837,934,872
			Use of Goods and Services	427,483,141	471,897,509	535,296,249	561,498,278	617,348,106	678,767,616
			Other Recurrent	381,573,985	446,993,400	411,010,680	247,147,568	557,839,829	573,026,062
			DEVELOPMENT	406,026,237	144,429,684	327,973,960	149,990,000	110,759,000	98,853,000
			Total Expenditure	1,898,527,051	1,828,479,390	1,963,222,613	1,703,363,205	2,075,188,173	2,188,581,551
			Sub-Program: Legislation and Representation						
532	2000	100	OFFICE OF THE SPEAKER (S.P. Legislation and Representation)						
		101	Office of the Speaker Headquarters						
			Cost of Goods and Services						
		2210300	Domestic Travel and Subsistence, and other transportation costs	2,748,000	2,885,400	2,885,400	2,892,500	3,181,750	3,499,925
		2210400	Foreign Travel and Subsistence, and other transportation costs	7,696,583	4,001,412	6,501,412	7,000,000	7,700,000	8,470,000
		2210600	Rental Expenses	-	4,000,000	4,000,000	8,000,000	8,800,000	9,680,000
		2210800	Hospitality Supplies and Services	378,825	500,000	500,000	550,000	605,000	665,500
		2211200	Fuel Oil and Lubricants	-	-	-	-	-	-
		2710100	Government Pension and Retirement Benefits	-	-	-	-	-	-
			Total Cost of Goods and Services	10,823,408	11,386,812	13,886,812	18,442,500	20,286,750	22,315,425
532	2000	200	COUNTY LEGISLATURE (S.P. Legislation and Representation)						
		201	County Legislature Headquarters						
			Compensation to Employees						
		2110100	Basic Salaries - Permanent Employees	217,353,390	230,262,378	228,498,939	244,534,317	256,761,033	269,599,084
		2110200	Basic Wages- Temporary Employees	71,400,000	71,400,000	71,400,000	71,400,000	74,970,000	78,718,500
		2110300	Personal Allowance Paid as Part of Salary	269,238,551	285,707,072	232,372,742	261,084,523	274,588,749	288,813,187
		2110400	Personal Allowances Paid as Reimbursements	8,435,000	7,860,000	7,789,000	7,800,000	8,190,000	8,599,500
		2110500	Personal Allowances Provided in Kind	-	-	-	-	-	-
		2120100	Employer Contributions to Compulsory National Social Security Schemes	307,200	13,815,743	815,743	-	-	-
			Total cost of MCA Emoluments	566,734,141	609,045,193	540,876,424	584,818,840	614,509,782	645,730,271
			Cost of Goods and Services						
		2210300	Domestic Travel and Subsistence, and other transportation costs	33,654,000	41,164,200	50,664,200	62,835,200	69,118,720	76,030,592
		2210400	Foreign Travel and Subsistence, and other transportation costs	25,823,250	16,101,103	22,001,103	18,929,481	20,822,429	22,904,672
		2210500	Printing, Advertising, and information Supplies and Services	-	-	-	-	-	-
		2210700	Training Expense (including capacity building)	4,128,057	3,823,200	3,823,200	4,188,000	4,606,800	5,067,480
		2210800	Hospitality Supplies and Services	879,333	1,500,000	1,017,280	1,000,000	1,100,000	1,210,000
		2210900	Insurance Costs	26,603,121	30,700,000	25,700,000	26,700,000	29,370,000	32,307,000
		2211300	Other Operating Expenses	25,486,223	28,360,800	26,860,800	22,560,800	24,691,880	27,029,818
		2620100	Membership Fees and Dues, and Subscriptions - International Org.	1,500,000	4,500,000	3,000,000	3,300,000	3,465,000	3,638,250
			Total Use of Goods and Services	118,073,985	126,149,303	133,066,583	139,513,481	153,174,829	168,187,812

Nairobi City County Assembly\_2015/2016\_Program Based Budget

			OTHER RECURRENT						
		2710100	Government Pension and Retirement Benefits	-	118,944,097	118,944,097	47,147,568	-	-
		2710300	Employer Social Benefits	-	-	-	-	-	-
		4110400	Car Loans and Mortgages	262,000,000	41,400,000	-	-	161,200,000	161,200,000
			TOTAL OTHER RECURRENT	381,573,985	290,993,400	255,010,680	47,147,568	317,839,829	333,026,062
			CAPITAL AND DEVELOPMENT						
		3111000	Purchase of Office Furniture & General Equipment	26,231,250	22,746,250	24,508,750	-	-	-
			TOTAL CAPITAL AND DEVELOPMENT	26,231,250	22,746,250	24,508,750	-	-	-
			Sub-Program: Oversight						
532	2000	300	COMMITTEE SERVICES (S.P. Oversight)						
		301	Committee Services Headquarters						
			Use of Goods and Services						
		2210300	Domestic Travel and Subsistence, and other transportation costs	58,304,000	70,853,600	70,853,600	71,413,600	78,554,960	86,410,456
		2210400	Foreign Travel and Subsistence, and other transportation costs	33,292,633	35,687,574	40,680,598	38,945,622	42,840,184	47,124,203
		2210700	Training Expense (including capacity building)	16,963,139	18,552,599	25,470,605	25,500,000	28,050,000	30,855,000
		2210800	Hospitality Supplies and Services	9,000,000	9,684,000	6,373,394	7,000,000	7,700,000	8,470,000
		2211300	Other Operating Expenses	-	-	-	-	-	-
			Total Use of Goods and Services	117,559,772	134,777,773	143,378,197	142,859,222	157,145,144	172,859,659
			Sub-Program: General Administration and Support Services						
532	2000	400	COUNTY ASSEMBLY SERVICE BOARD (S.P. General Administration and Support Services)						
		401	County Assembly Service Board Headquarters						
			Use of Goods and Services						
		2210200	Communication Supplies and Services	-	96,000	96,000	96,000	105,600	116,160
		2210300	Domestic Travel and Subsistence, and other transportation costs	2,349,750	3,000,000	5,000,000	5,000,000	5,500,000	6,050,000
		2210400	Foreign Travel and Subsistence, and other transportation costs	4,000,000	10,000,000	14,169,489	14,000,000	15,400,000	16,940,000
		2210800	Hospitality Supplies and Services	-	-	-	-	-	-
		2211300	Other Operating Expenses	-	-	-	-	-	-
			Total Use of Goods and Services	6,349,750	13,096,000	19,265,489	19,096,000	21,005,600	23,106,160



132	2000	500	Office of The Clerk (S.P. General Administration and Support Services)						
		501	Office of the Clerk Headquarters						
			Compensation to Employees						
		2110100	Basic Salaries - Permanent Employees	61,920,202	71,776,200	74,545,419	77,959,170	85,755,087	94,330,596
		2110300	Personal Allowance paid as part of Salary	48,457,928	62,519,958	60,649,936	63,932,533	69,157,871	76,073,658
		2110400	Personal Allowance paid as Reimbursement	-	-	-	-	-	-
		2120100	Employer Contributions to Compulsory National Social Security Schemes	128,000	4,302,141	24,000	24,000	26,400	29,040
		2120300	Employer Contributions to Social Benefit Schemes	6,203,417	17,515,304	12,845,945	17,992,816	19,792,098	21,771,307
			SubTotal - Employee Costs	116,709,547	156,113,603	148,065,300	159,908,519	174,731,456	192,204,601
			Goods and Services						
		2210100	Utilities Supplies and Services	-	5,400,000	1,000,000	2,400,000	2,640,000	2,904,000
		2210200	Communication Supplies and Services	3,519,438	4,400,400	7,080,400	6,948,000	7,642,800	8,407,080
		2210300	Domestic Travel and Subsistence, and other transportation costs	26,900,000	27,692,400	41,492,400	40,033,800	44,037,180	48,440,898
		2210400	Foreign Travel and Subsistence, and other transportation costs	27,121,385	25,825,886	32,325,886	35,558,475	39,114,322	43,025,755
		2210500	Printing, Advertising, and information Supplies and Services	14,710,878	14,121,923	20,224,814	21,400,000	23,540,000	25,894,000
		2210600	Rentals of Produced Assets	-	-	-	-	-	-
		2210700	Training Expense (including capacity building)	25,469,431	19,997,003	29,597,003	33,696,800	37,066,480	40,773,128
		2210800	Hospitality Supplies and Services	8,584,000	9,792,000	10,963,424	8,500,000	9,350,000	10,285,000
		2210900	Insurance Costs	20,076,165	24,260,800	24,560,800	26,200,000	28,820,000	31,702,000
		2211000	Specialised Materials and Supplies	2,362,045	4,048,250	3,651,180	4,000,000	4,400,000	4,840,000
		2211100	Office and General Supplies & Services	8,368,952	10,248,800	9,333,714	9,300,000	10,230,000	11,253,000
		2211200	Fuel, Oil and Lubricants	2,726,951	3,200,000	3,200,000	3,400,000	3,740,000	4,114,000
		2211300	Other Operating Expenses	29,509,392	30,896,000	37,164,435	41,300,000	45,420,000	49,951,200
		2220100	Routine Maintenance of Vehicles and Other Transport Equipments	2,400,000	3,000,000	2,100,953	2,100,000	2,310,000	2,541,000
		2220200	Routine Maintenance - Other Assets	2,927,590	3,604,160	3,004,160	6,750,000	7,425,000	8,167,500
			OTHER RECURRENT						
		4110400	Car Loans and Mortgages	-	156,000,000	156,000,000	200,000,000	240,000,000	240,000,000
			TOTAL OTHER RECURRENT	-	156,000,000	156,000,000	200,000,000	240,000,000	240,000,000
			Total Use of Goods & Services	174,676,227	186,487,621	225,699,168	241,587,075	265,735,782	292,298,561
			CAPITAL AND DEVELOPMENT						
		3110200	Construction of Buildings	4,320,000	8,000,000	8,000,000	7,000,000	7,700,000	-
		3110300	Refurbishment of Buildings	320,294,929	45,423,434	258,723,810	60,000,000	66,000,000	72,600,000
		3110700	Purchase of Vehicles & Other Transport Equipment	10,000,000	10,250,000	10,000,000	-	-	-
		3111000	Purchase of Office Furniture & General Equipment	31,929,058	44,690,000	19,071,400	65,740,000	27,234,000	26,253,000
		3111100	Purchase of Specialised plant, Equipment and Machinery	13,251,000	13,320,000	7,670,000	17,250,000	9,825,000	-
			TOTAL CAPITAL AND DEVELOPMENT	379,794,987	121,683,434	303,465,210	149,990,000	110,759,000	98,853,000

