

GOVERNMENT OF NAIROBI CITY COUNTY



THE NAIROBI CITY COUNTY ASSEMBLY

OFFICE OF THE CLERK

THIRD ASSEMBLY

(SECOND SESSION)



NCCA/TJ/PL/2023(79)

12<sup>TH</sup> OCTOBER 2023

PAPER LAID

SUBJECT: REPORT OF COMMITTEE

Pursuant to Standing Order 196 and 236, I beg to lay the following Paper on the Table of this Assembly, today Thursday 12<sup>th</sup> October 2023:

— THE 12<sup>TH</sup> REPORT OF THE SELECT COMMITTEE ON COUNTY FINANCE, BUDGET AND APPROPRIATIONS ON CONSIDERATION ON THE NAIROBI CITY COUNTY FINANCE BILL, 2023

*(Chairperson, Select Committee on County Finance, Budget and Appropriations)*

Copies to:  
The Speaker  
The Clerk  
Hansard Editor  
Hansard Reporters  
The Press

*Paper laid on the table  
of the Assembly by Hon  
Wilfred Oluoch  
on 12/10/2023*



COUNTY GOVERNMENT OF NAIROBI CITY



NAIROBI CITY COUNTY ASSEMBLY

THIRD ASSEMBLY – SECOND SESSION

---

12<sup>TH</sup> REPORT OF THE SELECT COMMITTEE ON COUNTY FINANCE, BUDGET AND  
APPROPRIATIONS

ON

---

THE NAIROBI CITY COUNTY FINANCE BILL, 2023

OCTOBER 2023



## 1.0. PREAMBLE

**Mr. Speaker Sir**, the General elections in August 2022 and the subsequent swearing in of the new Government for the County marked the end of the Deed of Transfer of Functions in February 2020 and the return of the full functions to County Government. The responsibility of collecting own source revenues that was initially carried by the Kenya Revenue Authority now lies squarely in the hands of the County Treasury. Having made effort to enact most of the individual legislations on the various revenue streams, the Finance Bill, 2023 intends to improve revenue collections by capping revenue leakages and amend those legislations in line with the strategic fiscal direction of the county in the Financial Year 2023/24.

**Mr. Speaker Sir**, the Constitution of Kenya 2010 which establishes the County Governments also grants them powers through Article 209 to impose property rates, entertainment taxes as well as charges for the services that they offer. As an oversight entity on the County Executive, the County Assembly Finance, Budget and Appropriations Committee is mandated to ensure that the County's revenue raising measures are consistent with the national finance laws while being tools for regulation, control and budget financing. Consideration on Finance Bills by the County Assembly is an activity during which the Committee confirms that the budget passed by the County Assembly has been fully funded but most critically that the budget financing does not limit the County's attractiveness as an investment destination, does not complicate the ease of doing business and at the same time does not make Nairobians forego their basic needs to settle the dues to the County.

**Mr. Speaker Sir**, the Select Committee on Finance, Budget and Appropriations Committee is one of the Committees of the Nairobi City County Assembly established under Standing Order 205 mandated to among others; -

- a) investigate, inquire into and report on all matters related to coordination, control and monitoring of the of the county budget;
- b) discuss and review the estimates and make recommendations to the County Assembly;
- c) examine the County Fiscal Strategy Paper presented to the County Assembly;
- d) examine Bills related to the county budget, including Appropriations Bills; and
- e) evaluate tax estimates, economic and budgetary policies and programmes with direct budget outlay.



**Mr. Speaker Sir**, the Members of the County Assembly Finance, Budget & Appropriations Committee who examined and made recommendations on the Finance Bill, 2023 were as follows: -

- |                                    |                           |
|------------------------------------|---------------------------|
| <b>1. Hon. Wilfred Odalo, MCA</b>  | <b>Chairperson</b>        |
| <b>2. Hon. Emily Oduor, MCA</b>    | <b>Vice - Chairperson</b> |
| 3. Hon. Antony Kiragu, MCA         |                           |
| 4. Hon. Moses Ogeto, MCA           |                           |
| 5. Hon. Mark Mugambi, MCA          |                           |
| 6. Hon. Catherine Okoth, MCA       |                           |
| 7. Hon. Anthony Ngaruiya, MCA      |                           |
| 8. Hon. Esther Waithera Chege, MCA |                           |
| 9. Hon. Susan Mukungu, MCA         |                           |
| 10. Hon. Paul Ndungu, MCA          |                           |
| 11. Hon. Jane Wanjiru, MCA         |                           |
| 12. Hon. Asli Mohamed, MCA         |                           |
| 13. Hon. Jane Muasya, MCA          |                           |
| 14. Hon. Redson Otieno, MCA        |                           |
| 15. Hon. Sam Kago, MCA             |                           |
| 16. Hon. Perpetua Mponjiwa, MCA    |                           |
| 17. Hon. Fathiya Abdillahi, MCA    |                           |
| 18. Hon. Ciciliah Wairimu, MCA     |                           |
| 19. Hon. Rosemary Masitsa, MCA     |                           |
| 20. Hon. Jackoniah Onyango, MCA    |                           |
| 21. Hon. Joyce Muthoni, MCA        |                           |
| 22. Hon. Jane Waruguru, MCA        |                           |
| 23. Hon. Collins Ogenga, MCA       |                           |

**Mr. Speaker Sir**, the County Executive Committee Member for Finance and Economic Planning on 29<sup>th</sup> June 2023 delivered the budget speech in which he pronounced new and enhanced revenue raising measures aimed to seal leakages in the revenue chain and provide support to the existing systems of revenue collection. On the 8<sup>th</sup> September 2023 the draft Finance Bill 2023 containing the taxation measures announced in the speech was published and subsequently read for the first time in the floor of the County





Assembly on 12<sup>th</sup> September 2023. The Bill illustrates the County Government's priorities, which include increasing revenue mobilization and improving service delivery by amending various fees, rates and charges for services, and for other revenue raising measures by the County Government.

---

**Mr. Speaker Sir**, this is the first time under the current County Government that the select Committee has had the opportunity to interrogate and indeed make recommendations on a Bill that aims to influence the budget financing plans. It is noteworthy that this process is a delicate undertaking, and a slight misstep can end up been such costly one as the Finance Act, 2018 which was passed by the Committee and subsequently pronounced unconstitutional by the courts is still fresh in our minds. In scrutinizing this Bill, the Committee has been keen to ensure that the shortcomings of previous such legislation, including the need for adequate public participation do not reoccur and affect the County's inflows going forward.

**Mr. Speaker Sir**, in the consideration of the Bill, the Committee has remained alive to the fact that this house approved a budget of Kshs.42 billion in June this year containing various programmes that will improve the transport sector through construction of road network, health sector through provision of medical services, environment sector that priorities garbage collection and solid waste management, increasing the enrolment in Early Childhood Development Education and Technical and Voluntary Education Training as well as supporting SMEs and nurturing talent and skills. While this programmes are expected to improve the livelihood of majority of Nairobians, it is also important to note of the economic situation that is negatively impacting on our people.

**Mr. Speaker Sir**, in the words of economist Thomas Sowell, "there are no solutions, there are only trade-offs and you try to get the best trade-off you can get, that's all you can hope". **Mr. Speaker Sir**, it is the intention of the Committee that Nairobians will stand to benefit the proposals in the Bill that seeks to raise monies for the implementation of the programmes in the budget for the Current Financial Year.

**Mr. Speaker Sir**, in the course of the deliberations on the Nairobi City County Finance Bill, 2023 the Committee held sittings with the officers from the County Treasury led by the County Executive Committee Member for Finance to explain to the Committee the reasoning behind the proposed changes. The Committee indeed received written



2

submissions from key stakeholders and organized groups in addition to collecting public hearings on the Bill across the Seventeen Sub-counties.

**Mr. Speaker Sir**, in coming up with this report, I wish to convey my sincere tribute to the following for their dedication and valuable contributions:

- a) Members of the public and organized groups who submitted their written memoranda on the Bill;
- b) Members of the public who honored their civic duty and took part in the public participations on the Bill in the various venues in each of 17 Sub-counties;
- c) The Members of the Finance, Budget and Appropriations Committee who reviewed the strategies, scrutinized and deliberated on the Bill;
- d) Offices of the Speaker and the Clerk of the County Assembly for the support and services extended to the Committee while considering the Bill;
- e) The County Treasury who appeared before the Finance, Budget and Appropriations Committee for purposes of making submissions on the Bill;
- f) Stakeholders who submitted written memoranda on the Bill; and
- g) The County Assembly Budget Office and County Assembly Legal Department continually provided guidance to the Committee on the Bill.

**Mr. Speaker Sir**, its my pleasant duty and honor on behalf of the Finance, Budget and Appropriations Committee to table this Report on the examination of the Finance Bill, 2023 and recommend it to the Assembly for adoption.

Signed.......... Date.....12/15/2023.....

**Hon. Wilfred Odalo, MCA**  
**Chairman: Finance, Budget and Appropriations Committee**



## 2.0. SCRUTINY OF THE NAIROBI CITY COUNTY FINANCE BILL,2023

### 2.1. KEY HIGHLIGHTS OF THE BILL

**Mr. Speaker Sir**, the Committee evaluated the Finance Bill, 2023 in conjunction with the submissions from the County Executive Committee Member for Finance, Kenya Revenue Authority, Commission on Revenue Allocation, the various stakeholders and members of the public and arrived at the following proposals on relevant sections of the Bill.

**Mr. Speaker Sir**, in a nutshell the Bill intends to achieve the following: -

- a) Part II of the Bill proposes to amend specific provisions of the Nairobi City County Transport Act, 2020 to introduce new charges and vary the prevailing parking and ticket fees on all designated places and zones for all types of transport.
- b) Part III of the Bill intends to amend the Nairobi City County Revenue Act, 2015 to introduce new or vary charges and fees for various categories such as markets, transport and quarry materials, trade, physical planning, environment, public health, parks, weights and measures, cooperatives, outdoor advertisement, and housing among others.
- c) Part IV of the Bill intends amend the Nairobi City Betting and Gaming Act, 2021 to introduce application, grant and annual fees for betting shops and vary the current charges on unlicensed pool tables.
- d) Part V of the Bill entails proposal to amend the Nairobi County Disaster & Emergency Management Act, 2015 to vary the current charges and introduce some new charges.
- e) Part VI covers proposal to amend the Nairobi City County Trade Licensing Act, 2019 that seeks to introduce administrative measures on health, hygiene, and safety. It further introduces new charges in addition to varying the existing ones such as trader shops and retail services, transport, storage and communication, filling stations, accommodation and catering, industries, and contractors, among others.
- f) Part VII aims to revise the Nairobi City County Alcoholic Drinks Control and Licensing Act, 2014 to introduce an administrative measure to provide for the 50% of licensing fees to be remitted to the County Revenue Fund and



for the Board to cause keeping of books and records. Also, the annual charge for retailing alcoholic drinks is proposed to be revised.

- g) Part VIII purposes to amend the Nairobi City County Solid Waste Management Act, 2015 to introduce annual environment levy at the rate of 2% for all ratable properties.
- h) Part IX provides for the amendment of the Nairobi City County Revenue Administration Act, 2021 to introduce a nine-member Board of Directors of the Revenue Authority and avail 2% of the annual estimated revenue for the operations.
- i) Part X of the Bill amends the Nairobi City County Regularization of Development Act, 2015 to effect administration action regarding the regularization of unauthorized developments.
- j) Part XI provides for the Nairobi City County Revenue Raising Measures, 2023.






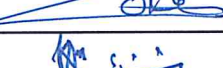








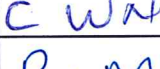
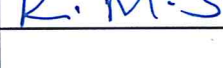


## **2.2. COMMITTEE STAGE AMENDMENTS**

2. **Mr. Speaker Sir**, the Committee stage amendments have been attached.





We the undersigned Members of the Finance, Budget and Appropriations Committee affirm that this is the approved report of the Committee on the Nairobi City County Finance Bill 2023 as adopted by the Committee on Thursday 12<sup>th</sup> October 2023.

NAME	SIGNATURE
1. Hon. Wilfred Odalo, MCA	
2. Hon. Emily Oduor, MCA	
3. Hon. Antony Kiragu, MCA	
4. Hon. Moses Ogeto, MCA	
5. Hon. Mark Mugambi, MCA	
6. Hon. Catherine Okoth, MCA	
7. Hon. Anthony Ngaruiya, MCA	
8. Hon. Esther Waithera Chege, MCA	
9. Hon. Susan Mukungu, MCA	
10. Hon. Jane Wanjiru, MCA	
11. Hon. Asli Mohamed, MCA	
12. Hon. Jane Muasya, MCA	
13. Hon. Redson Otieno, MCA	
14. Hon. Sam Kago, MCA	
15. Hon. Perpetua Mponjiwa, MCA	
16. Hon. Paul Ndung'u, MCA	
17. Hon. Fathiya Abdillahi, MCA	
18. Hon. Ciciliah Wairimu, MCA	
19. Hon. Rosemary Masitsa, MCA	
20. Hon. Jackoniah Onyango, MCA	
21. Hon. Joyce Muthoni, MCA	
22. Hon. Jane Waruguru, MCA	
23. Hon. Collins Ogenga, MCA	



TO CLERK,

RE: COMMITTEE STAGE AMENDMENT REPORT TO THE NAIROBI CITY  
COUNTY FINANCE BILL, 2023

---

NOTICE is given that the Chairperson of the Select Committee on County Finance, Budget and Appropriations intends to move the following amendments to the Nairobi City County Finance Bill, 2023, at the Committee Stage: -

#### COMMITTEE STAGE AMENDMENTS

1) That the Schedule of the Nairobi City County Transport Act, 2020 be amended by revising the charges with respect to the items contained therein while taking into account the following amendments for the respective items contained in Clause 3 of the Bill:-

Item Description	Unit of Measure	Proposed Charge	Amended Charge
<b>ON-STREET PARKING (NON- AUTOMATED AREAS)</b>			
Zone 1	Per day/ Trailer	3,500	4,000
Zone II	Per day/ Trailer	3,500	3,000
<b>ON STREET PARKING (AUTOMATED AREAS)</b>			
By deleting Zone II and substituting thereof with word Zone I			
<b>DESCRIPTION OF ZONES</b>			
ZONE 1: By deleting the word "Gikomba" appearing immediately after the word "Muthaiga" in its entirety.			
<b>LOADING/OFF LOADING ONLY</b>			
By deleting the band appearing immediately after the band "Hire of Green Park Hall" in its entirety.			

2) That the Schedule of the Nairobi City County Revenue Act, 2015 titled “Rental Markets” be amended by revising the charges with respect to the items contained therein while taking into account the following amendments for the respective items contained in Clause 4 of the Bill: -

MARKET STALL/FOOD COURT/COURT YARDS				
MARKET	TYPE	CATEGORY	Proposed Charge	Amended Charge
	RENTAL	LARGE STALL	16,250	13,750
		BALCONY	5,850	4,950
		OFFICES	6,500	5,500
		SHOP	39,000	33,000
		SPACES	3,120	2,640
		STALL I	6,500	5,500
		STALL II	8,450	7,150
		STALL III	13,000	11,000
		STALL IV	16,900	14,300
		STALL VI	17,550	14,850
		STALL VII	18,200	15,400
		STALL VIII	32,500	27,500
		STALL 1 B	15,600	13,200
		STALL-1200	5,850	4,950
CITY MARKET		STALL-1600	6,500	5,500
		STALL-1800	5,850	4,950
		STALL-1900	5,850	4,950
		STALL-2200	8,450	7,150
		STALL-2500	8,450	7,150
		STALL-2900	8,450	7,150
		STALL-3300	8,450	7,150
		STALL-4900	13,000	11,000
		STALL-5000	15,600	13,200
		STALL-5900	15,600	13,200
		STALL-7800	17,550	14,850
	RENTAL	STORE	15,600	13,200
		YARD 22	3,900	3,300
		YARD-400	3,900	3,300
		YARD-800	3,900	3,300

DAGORETTI RELOCATION SITE	RENTAL	STALL	52,000	44,000
DANDORA MARKET	RENTAL	STALL 250	650	550
		STALL 250	780	660
		STALL 300	1,040	880
		STALL 350	1,040	880
		STALL 450	1,300	1,100
		STALL 540	1,300	1,100
		STALL 600	1,300	1,100
		STALL 650	1,560	1,320
GITHURAI RENTAL MARKET	RENTAL	STALL 300	1,040	880
		STALL 500	1,950	1,650
JOGOO ROAD	RENTAL	STALL	1,040	880
		STALL 280	1,950	1,650
		STALL 300	1,300	1,100
		STALL 380	1,950	1,650
		STALL 540	2,600	2,200
KAHAWA WEST MARKET EXTENSION	TENANT	STALL	780	660
KARANDINI MARKET		STALL	2,600	2,200
		STALL	3,250	2,750
KAREN MARKET	RENTAL	STALL 200	1,300	1,100
		STALL 250	1,950	1,650
		STALL 300	1,950	1,650
		STALL	650	550
	TPS	STALL	1,040	880
		STALL	1,300	1,100
		TOILET	20,000	7,700
KARIOBANGI NORTH MARKET		STALL	1,040	880
KARIOKOR MARKET	RENTAL	HOTELS/BUTCHERY	1,500	880

		STALL - 2300	3,900	3,300
		STALL - 2600	4,290	3,630
		STALL - 900	2,340	1,980
		STALLS - 1500	2,600	2,200
	TPS	STALL	1,040	880
KENYATTA MARKET	TPS	STALL I	1,040	880
		STALL II	1,300	1,100
		TOILET	20,000	11,000
KIBERA MARKET	SELF CONSTRUCTED	STALL	1,040	880
KOMAROCK MARKET	SELF CONSTRUCTED	STALL	650	550
LANDHIES RD MARKET	RENTAL	HOTELS/BUTCHERY	9,750	8,250
		STALL	1,950	1,650
MATHARE NORTH MARKET		STALL	1,040	880
MUTHURWA MARKET	RENTAL	STALL I	3,900	3,300
		STALL II	10,400	8,800
		STALL III	13,000	11,000
MWARIRO MARKET	RENTAL	STALL I	2,600	2,200
		STALL II	3,250	2,750
NEW PUMWANI	RENTAL	STALL 300	1,950	1,650
		STALL 400	2,600	2,200
		STALL 540	2,600	2,200
NGARA MARKET		STALL	2,600	2,200
NGARA MARKET EXTENSION		STALL	2,600	2,200
QUARRY ROAD MARKET		STALL I	1,950	1,650
		STALL II	2,600	2,200
		STALL III	3,250	2,750

SHAURI MOYO	RENTAL	General Stalls I	1,040	880
		General Stalls II	1,300	1,100
		General Stalls III	1,560	1,320
		General Stalls III	1,950	1,650
		General Stalls IV	2,600	2,200
		Butchery/hotels	3,900	2,750
		Toilet	20,000	11,000
UMOJA I	RENTAL	STALL	1,950	1,650
		TOILET	20,000	6,600
		STALLS 300	1,950	1,650
UMOJA II 3C	SELF	STALL	1,040	550
	CONSTRUCTED	HOTELS/BUTCHERY	1,500	550
UMOJA II	SELF	STALL	1,040	880
WAKULIMA	RENTAL	STALL	5,200	4,400
		TOILET	20,000	11,000
		HOTELS/BUTCHERY	13,000	11,000
WESTLAND	RENTAL	STALL I	2,600	2,200
		STALL II	3,250	2,750
MODERN KIOSKS	RENTAL	STALL I	1,000	550
	RENTAL	STALL II	1,000	825

3) That the Schedule of the Nairobi City County Revenue Act, 2015 titled “Market Services” be amended by revising the charges with respect to the items contained therein while taking into account the following amendments for the respective item contained in Clause 5 of the Bill:-

MARKET SERVICES				
Item Description	Unit of Measure	Category	Proposed Charge	Amended Charge
Unga per bag	kg/tons	per 90 kg	50	30

4) That the Schedule of the Nairobi City County Revenue Act, 2015 titled “Public Health Services” be amended by revising the charges with respect to the items contained therein while taking into account the following amendments for the respective items contained in Clause 5 of the Bill:-

Item Description	Unit of Measure	Proposed Charge	Amended Charge
------------------	-----------------	-----------------	----------------

Food Handlers Medical Certificate	Per Cert	1,500	1,000
Students from private institutions	Per study	3,000	Free
Undergraduate	Per study	3,000	Free
General Medical report	Per visit	1,000	500
P3	Per visit	1,000	Free
HIV Medical Examination	Per test	500	Free
Elisa for HIV	Per service	1,700	Free
HIV Screening (Rapid)	Per service	600	Free
Post Abortion Care	Per procedure	3,000	500
Gene Expert	Per service	1,500	500
Sputum for TB Test	Per service	1,000	500
Pneumococcal (single dose)		2,000	2,000
Pneumococcal (multi dose )		5,200	5,200
Typhoid Vaccine	Per dose	200	2,000
Influenza	Per dose	1,500	2,500
MMR	Per dose	1,200	2,200
<b>LEVEL 3 CHARGES</b>			
Implant insertion	Per procedure	-	Free
Removal of Implant	Per procedure	-	Free
IUCD Insertion	Per procedure	-	Free
Removal of IUCD	Per procedure	-	Free
<b>LEVEL 4 CHARGES</b>			
Implant insertion	Per procedure	500	300
Removal of Implant	Per procedure	500	300
IUCD Insertion	Per procedure	350	300
Removal of IUCD	Per procedure	500	300
<b>LEVEL 5 CHARGES</b>			
Implant insertion	Per procedure	300	500
Removal of Implant	Per procedure	300	500
IUCD Insertion	Per procedure	400	500
Removal of IUCD	Per procedure	300	500
The Bill be amended by the deleting the charges related to “Pest Control” under Environmental and Public Health and substituting thereof with the following new charges			
Disinfection of PSVs	Unit of Measure	Current Charges	Amended Charge
Vehicle Capacity		New	
3-4	Per Vehicle	New	750
4-7	Per Vehicle	New	1,000



8-12	Per Vehicle	New	1,500
14-16	Per Vehicle	New	2,000
18-22	Per Vehicle	New	2,500
24-26	Per Vehicle	New	3,000
28-32	Per Vehicle	New	3,500
34-38	Per Vehicle	New	4,000
40-42	Per Vehicle	New	4,500
42 and above	Per Vehicle	New	5,000
Disinfection/ fumigation of factories	Per quarter	New	15,000
Disinfection/ fumigation of go downs	Per quarter	New	20,000
Disinfection/ fumigation of institutions/schools	Per Sq.m	New	200
Disinfection/ fumigation of domestic premises	Per Sq.m	New	150
Pest control inspections	Per visit	New	2,000
Control of termites	Per visit	New	5,000
Control of bees	Per visit	New	10,000
Eradication of snakes	Per visit	New	10,000
Control of mosquitoes	Per visit	New	300
Spaces fogging	Per visit	New	200

5) That the Schedule of the Nairobi City County Revenue Act, 2015 titled "City Inspectorate" be amended by revising the charges with respect to the items contained therein while taking into account the following amendments for the respective items contained in Clause 10 of the Bill:-

Impounding Charges			
Item Description	Unit of Measure	Proposed Charge	Amended Charge
Bicycles	Per item	2,000	500
Handicarts	Per item	2,000	1,000
Hamali Carts	Per item	2,000	1,000
Motor Cycle	Per item	4,000	2,000
Saloon Car	Per item	5,000	3,000
Nissan matatu/ Pick ups	Per item	5,000	3,000
Tuk tuk	Per item	4,000	2,000
Lorries/buses	Per item	10,000	5,000
Trolleys	Per item	3,000	1,000
Assorted Clothings	Per item	3,000	1,000

Assorted food items	Per sack	2,000	1,000
---------------------	----------	-------	-------

6) That the Schedule of the Nairobi City County Revenue Act, 2015 titled “Environment and Forestry Sector” be amended by revising the charges with respect to the items contained therein while taking into account the following amendments for the respective items contained in Clause 15 of the Bill:-

Item Description		Proposed Charge	Amended Charge
Material recovery facility		20,000	15,000
Permit for PSP per truck		20,000	10,000
Music concerts in Uhuru Park	Per day	50,000	40,000
Commercial video shooting in Uhuru and Central Park	Per hour	10,000	20,000
Secular video shooting in Uhuru and Central Park	Per hour	5,000	2,500
Gospel music video shooting I	Per hour	5,000	2,500
Exhauster lorry of up to 9 tons		5,000	10,000
Exhauster lorry 10 tons and above		10,000	20,000
Commercial borehole operation		50,000	100,000
Registration of plumbers		500	2,000
<b>Use of Jevanjee Gardens</b>			
Lunch time preaching on lawns	Per day	500	Free
<b>Use of Kamukunji</b>			
Religious rallies using lawns		20,000	Free
Political rallies using lawns	Per day	100,000	Free

Lunch time preaching on lawns	Per day	500	Free
By deleting the bands titled “Environment and Natural Resources” and “Live Performance” appearing immediately after the band titled “Water and Sanitation-Annual Operation Permit” in its entirety.			

7) That the Schedule of the Nairobi City County Revenue Act, 2015 titled “Physical Planning, Lands and Housing” be amended by revising the charges with respect to the items contained therein while taking into account the following amendments for the respective items contained in Clause 17 of the Bill: -

Sky signs/ wall wrap above 20 ft from ground and over properties, foot bridge, flyover and hoarding safety screen adverts			
Item Description		Proposed Charge	Amended Charge
Application fees	Per application	10,000	20,000
First sq.m of part thereof per year	Sq.m	20,000	35,000

8) That the Bill be amended by deleting the number 17 titled “Weights and Measures” and substituting thereof with a new number 18.

9) That the Bill be amended by deleting the number 18 titled “Outdoor Advertisement and Signage” and substituting thereof with a new number 19.

10) That the Schedule of the Nairobi City County Revenue Act, 2015 titled “Housing” be amended by revising the charges with respect to the items contained therein while taking into account the following amendments for the respective items contained in Clause 23 of the Bill: -

ESTATES	CATEGORY	Proposed Charge	Amended Charge
New Ngara	One Bedroom	7,500	6,600
	Two Bedroom	10,625	9,350
	Three Bedroom	12,500	11,000
Old Ngara	One Bed room Flat	8,750	7,700
	Two Bedroom	10,625	9,350
	Three Bedroom	12,500	11,000

Joseph Kangethe	One Bedroom Flat	12,500	11,000
	Two Bedroom	17,500	15,400
	Three Bedroom	20,000	17,600
	Flat let	12,500	11,000
Kariokor	Three bedroom flat	12,500	11,000
Kariobangi South	Two bedroom maisonette	9,375	8,250
	Two bedroom flat	8,750	7,700
Huruma	Two bedroom maisonette	9,375	8,250
	Two bedroom flat	8,750	7,700
Buruburu	Three bedroom corner maisonette	25,000	22,000
	Four bedroom maisonette	13,750	12,100
	Two bedroom Bungalow	9,375	8,250
	Three bedroom flat	13,750	12,100
	One bedroom flat	5,625	4,950
Jamhuri	Two Bedroom Flat	13,750	12,100
Gigiri Estate	Three Bedroom	25,000	22,000
Kabete Water Works	Two bedroom	25,000	22,000
Juja road	Two bedroom	12,500	11,000
Harambee	Two Bedroom	6,250	5,500
Outering Road	One Bedroom	5,000	4,400
	Two Bedroom	5,625	4,950
	Three Bedroom	8,750	7,700
New Pumwani	One Bedroom	5,625	4,950
Bahati	Small Single Room	1,125	990

	Single Room	1,250	1,100
	Single Room & kitchen	1,375	1,210
	Single Room with store	1,625	1,430
	Two rooms	2,063	1,815
Landhies Road	Single Rooms	1,000	880
Shauri Moyo	Single Rooms	1,125	990
	Single Room with store	1,500	1,320
	One Bedroom	4,125	3,630
Shauri Moyo Ex-KBS	Single Rooms	1,250	1,100
Bondeni	Small Bed Space	1,250	1,100
	One Bedroom	1,625	1,430
	One Big Bedroom	1,875	1,650
	Two Bedroom	2,500	2,200
Gorofani	Single rooms	1,500	1,320
Embakasi	Double Rooms	1,875	1,650
	Single Rooms	1,250	1,100
	Single room with kitchen	1,375	1,210
	Single Room with store	1,375	1,210
	Double room with kitchen	2,000	1,760
Kariobangi North	Single Rooms	1,250	1,100
	Bed space	1,625	1,430
	Double room	1,875	1,650
	Double rooms with store	2,750	2,420

	Single rooms	1,375	1,210
Kaloleni	Two rooms	2,250	1,980
	Double room with kitchen	2,500	2,200
	One Bedroom	5,625	4,950
	Big bed room	3,125	2,750
Ngong Road	Single room	1,250	1,100
	Bed space	1,500	1,320
	One Bedroom	5,625	4,950
Mbotela	One small room	875	770
	Single rooms	1,250	1,100
	Single rooms with kitchen	1,250	1,100
Mbotela RH	Single rooms with kitchen	1,250	1,100
Makadara RH	Single rooms	1,250	1,100
Uhuru	Single rooms with kitchen	1,375	1,210
	Bedroom	3,250	2,860
	Big Bed room	3,375	2,970
Jerusalem	Bedroom	2,750	2,420
Maringo	Bedroom	2,750	2,420
	Two Bedroom	3,375	2,970
Ofafa Jericho	One Bedroom	2,750	2,420
Lumumba	One Bedroom	2,500	2,200
	Two Bedroom	3,375	2,970
Ofafa I	Single rooms	1,250	1,100
Ziwani	One bedroom	2,500	2,200
	One room	1,000	880
	Single room	1,250	1,100

	Double room	1,500	1,320
Ziwani Ex KBS	Single room	1,250	1,100
	Double room	1,500	1,320
<b>BACHELOR QUARTERS</b>	1-Person	7,500	6,600
	3-Person	10,000	8,800
	ABH	2,500	2,200
<b>BAHATI I &amp; II</b>	Bed Space	420	369
	Double Hse	2,500	2,200
	Half Share	630	550
	Single Room	360	314
	Single Room	570	495
	Single Room	630	550
	Single Room	380	330
	Single Room	420	369
	Single Room	570	495
	Single Room	630	550
	Single Room	720	627
	Single Room	1,130	990
	Single Room	1,250	1,100
<b>BAHATI I &amp; II</b>	Single-Room-HS	360	314
	Single-Room-HS	570	495
	Single-Room-HS	630	550
	Single-Room-TS	240	209
	Single-Room-TS	380	330
	Single-Room-TS	420	369
	Single-Room-TS	630	550
<b>BONDENI</b>	1 Bedroom	1,630	1,430

	1 Bedroom	1,880	1,650
	2 Bedroom	2,500	2,200
	Single room	1,250	1,100
	Single Room	840	737
	Single Room	950	836
	Small Room	1,250	1,100
	Small Room	600	523
<b>BURUBURU ESTATE</b>	1-Bedroom-Flat	5,630	4,950
	2-Bedrooms-House	9,380	8,250
	3-Bedrooms-Corner-shop	25,000	22,000
	3-Bedrooms-Flat	13,750	12,100
	3-Bedrooms-Mansionate	12,500	11,000
	3-Bedrooms-Mansionate	13,750	12,100
<b>EMBAKASI</b>	1-Bedroom	1,380	1,210
	2-Bedroom	1,880	1,650
	2- Bedroom	2,000	1,760
	2-Bedroom-Halfshare	1,000	880
	Single-Room	1,250	1,100
<b>EMBAKASI VILLAGE</b>	1 Bedroom	2,500	2,200
	1 Bedroom	3,750	3,300
	2 Bedroom	3,750	3,300
	Single Room	1,880	1,650
<b>GIGIRI ESTATE</b>	Three Bedrooms	25,000	22,000
<b>GOROFANI</b>	Single-Room	1,380	1,210
	Single-Room-FQ	2,500	2,200



	Single-Room-FQ-share	750	660
	Single-Room-FQ-share	1,250	1,100
	Single-Room-HS	690	605
<b>HARAMBEE</b>	1-Bedroom	6,250	5,500
<b>HURUMA</b>	2-Bedrooms-Flat	8,750	7,700
	2-Bedrooms-Manssionate	9,380	8,250
<b>JAMHURI ESTATE</b>	2-Bedrooms-Flat	13,750	12,100
<b>JERICHO</b>	1-Bedroom	2,500	2,200
	1- Bedroom	2,750	2,420
	1-Bedroom-LR	920	809
	1-Bedroom-LR	1,460	1,282
	1-Bedroom-LR	1,580	1,386
	1-Bedroom-LR	1,630	1,430
	1-Bedroom-SR	660	578
	1-Bedroom-SR	1,050	919
	1-Bedroom-SR	1,130	990
	Bedseater	1,630	1,430
	Bedseater	1,750	1,540
	Bedseater - HS	820	715
	Bedseater -HS	880	770
	Bedseater - HS	1,750	1,540
<b>JERUSALEM</b>	1-Bedroom	1,130	990
	1-Bedroom	1,580	1,386
	1-Bedroom	1,630	1,430
	1-Bedroom	2,500	2,200

	1-Bedroom	2,750	2,420
	1-Bedroom	2,780	2,442
	1-Bedroom	5,500	4,840
	1-Bedroom-LR	920	809
	1-Bedroom-LR	1,460	1,282
	1-Bedroom-LR	1,630	1,430
	1-Bedroom-SR	660	578
	1-Bedroom-SR	1,050	919
	1-Bedroom-SR	1,130	990
<b>JEVANJEE/QUARRY ROAD ESTATE</b>	3-Bedroom	15,000	13,200
<b>JOSEPH KANGETHE ESTATE</b>	2-Bedroom	17,500	15,400
	3-Bedroom Bungalow	20,000	17,600
	1-Bedroom	12,500	11,000
	Bedseater	12,500	11,000
<b>JUJA ROAD</b>	3-Bedroom	12,500	11,000
<b>KABETE WATER WORKS</b>	3-Bedroom	25,000	22,000
<b>KALOLENI</b>	1 Bedroom Single Half	820	715
	1-Bedroom	740	644
	1-Bedroom	2,250	1,980
	1-Bedroom	2,500	2,200
	1-Bedroom-L	2,000	1,760
	1-Bedroom-L	2,250	1,980
	1-Bedroom-L-HS	570	501
	1-Bedroom-L-HS	1,130	990
	1-Bedroom-L-HS	2,250	1,980

	1-Bedroom-S	1,630	1,430
	I BEDROOM -B-S	820	715
	I Bedroom Half Share	690	605
	"	880	770
	I Bedroom Half Share	1,380	1,210
	Single-Room	1,250	1,100
	Single Room	1,380	1,210
KARIOBANGI NORTH ESTATE	1 Bedroom	1,250	1,100
	1 Bedroom	1,500	1,320
	1 Bedroom	1,630	1,430
	1 Bedroom Half Share	750	660
	1 Bedroom Half Share	820	715
	1 Room	480	418
	1 Room	570	495
	1 Room	690	605
	1 Room	1,130	990
	1 Room	1,250	1,100
	1 Room Half Share	630	550
	1bedroom Bedspace	440	385
	2 Bedroom	2,750	2,420
	2 Room	1,880	1,650
	2 Room 1/2 Share	630	550
	2 Room 1/2 Share	940	825
	Double Room	2,500	2,200
	Half Share	480	418

	Half Share	570	495
	Half Share	820	715
	Half Share	1,130	990
	Single Room ½	750	660
	1bedroom Bedspace	440	385
KARIOBANGI SOUTH ESTATE	2-Bedrooms-Flat	8,750	7,700
	2-Bedrooms-Manssionate	9,380	8,250
KARIOKOR	3-Bedrooms-Flat	12,500	11,000
LADHIES RD	Half Share	500	440
	Single-Room	630	550
	"	1,000	880
LUMUMBA	1-Bedroom	2,750	2,420
	1-Bedroom-LR	1,630	1,430
	1-Bedroom-SR	1,130	990
	1-Singleroom	1,130	990
	1-Singleroom Lr	1,630	1,430
	1-Singleroom Sr	1,130	990
	2-Bedroom	3,380	2,970
	1-Singleroom Sr	1,580	1,386
	1-Bedroom-Sr	920	809
	1-Singleroom Sr	1,050	919
	1-Bedroom	2,500	2,200
	1-Singleroom Lr	1,460	1,282
	1-Bedroom-Sr	660	578
	MAKADARA REPOSSESSED HOUSES	2 Rooms	3,000
Block A		1,500	1,320
Block B		1,500	1,320

	Block C	1,500	1,320
	Block D	1,500	1,320
	Single Half Share	750	660
	Single Room	570	495
	Single Room	750	660
	Single Room	1,250	1,100
	Single Room	1,500	1,320
<b>MARIAKANI ESTATE</b>	3-Bedroom Flat	12,500	11,000
<b>MARINGO I</b>	1-Bedroom	1,580	1,386
	1-Bedroom	2,750	2,420
	1-Bedroom-LR	920	809
	"	1,630	1,430
	1-Bedroom-SR	660	578
	1-Bedroom-SR	1,050	919
	1-Bedroom-SR	1,130	990
	1-Bedroom-SR	1,250	1,100
	2-Bedroom	3,380	2,970
<b>MARINGO II</b>	1-Bedroom	2,750	2,420
	1-Bedroom-LR	920	809
	1-Bedroom-LR	1,460	1,282
	1-Bedroom-LR	1,630	1,430
	1-Bedroom-SR	660	578
	1-Bedroom-SR	1,050	919
	1-Bedroom-SR	1,130	990
	2 Bedroom	3,380	2,970
<b>MBOTELA ESTATE</b>	2 Room	2,500	2,200
	3 Rooms	3,750	3,300

	Single Room	690	605
	Single Room	1,130	990
	Single Room	1,250	1,100
	Single Room Halfshare	630	550
	Single Room Halfshare	1,130	990
	Single Room Halfshare	1,250	1,100
	Singleroom	1,250	1,100
<b>MBOTELA REPOSSESSED HOUSES</b>	2 Rooms	1,250	1,100
	Single Half Share	630	550
	Single Half Share	1,250	1,100
	Single Room	1,250	1,100
	Single Room	1,380	1,210
<b>NEW NGARA ESTATE</b>	1-Bedroom	7,500	6,600
	2-Bedroom	10,630	9,350
	3-BedRoom	12,500	11,000
	1-Bedroom	5,630	4,950
	2-Bedroom	6,250	5,500
<b>NGONG RD</b>	Duty-House-Single	1,630	1,430
	Duty-House-Single-I	820	715
	Duty-House-Single-II	1,500	1,320
	Duty-House-Single-II	1,630	1,430
	Duty-House-Single-II	690	605
	Duty-House-Single-II	1,250	1,100

	Duty-House-Single-II	1,380	1,210
	Duty-House-Single-III	1,380	1,210
<b>NGONG ROAD - MAWINGO COURT</b>	3-Bedrooms House	25,000	22,000
<b>OFAFA</b>	Single Room	1,250	1,100
	Single-Room	1,250	1,100
	Single-Room-Halfshare	630	550
	Two Rooms	2,500	2,200
	Single-Room	720	627
	Single-Room	1,130	990
	Single-Room-Half share	360	314
<b>OLD NGARA</b>	1-Bedroom	8,750	7,700
	2-Bedroom	10,630	9,350
	3-BedRoom	12,500	11,000
<b>OUTERING ROAD</b>	1-Bedroom Block A	5,000	4,400
	1-Bedroom Block B	5,000	4,400
	1-Bedroom Block C	5,000	4,400
	1-Bedroom Block D	4,380	3,850
	1-Bedroom Block D	5,000	4,400
	2-Bedroom Block A	5,630	4,950
	2-Bedroom Block B	5,630	4,950
	2-Bedroom Block C	5,630	4,950
	2-Bedroom Block D	5,630	4,950
	3-Bedroom Block B	8,750	7,700
	3-Bedroom Block C	8,750	7,700

PANGANI	2 Bedroom	12,500	11,000
SHAURI MOYO EX-KBS QUATERS	1 Bed Room	1,380	1,210
SHAURI MOYO PLOT	Head Tenant	1,130	990
SHAURI MOYO REPOSSESSED HOUSES	Single Half Share	630	550
	Single Room	1,250	1,100
UHURU	1-Bedroom	3,130	2,750
	1 Bedroom	3,250	2,860
	1-Bedroom-Hs	1,630	1,430
	2 Bedroom	3,130	2,750
	2 Bedroom	3,380	2,970
ZIWANI	1 Bedroom	1,500	1,320
	1 Bedroom	1,630	1,430
	1 Bedroom 1/2	820	715
	1 Bedroom 1/2	1,130	990
	2 Bedroom	2,250	1,980
	Half Share	690	605
	One Bedroom	750	660
	One Bedroom	950	836
	One Bedroom	1,000	880
	One Bedroom	1,500	1,320
	One Bedroom	1,630	1,430
	Single Room	840	737
	Single Room	1,000	880
	Single Room	1,250	1,100
	Single Room	1,380	1,210
Single Room	1,500	1,320	
Single Room	600	523	



	Single Room	950	836
	Single Room	1,000	880
	Single Room	1,130	990
	Single Room	1,250	1,100
ZIWANI KBS HOUSES	2 Rooms	1,630	1,430
	Single Room	1,250	1,100

11) That the Bill be amended by deleting Part IV titled “Nairobi City County Betting, Lotteries and Gaming Act, 2021” in its entirety.

12) That the Bill be amended by deleting the schedule appearing in Clause 25 in Part V in its entirety and substituting thereof with the following new schedule: -

Item Description	Unit of Measure	Current Charge	Amended Charge
<b>100 : GENERAL TRADERS SHOPS AND RETAIL SERVICES</b>			
Hyper – Supermarket: over 100 employees/over 5000 sq.m	No. of employees/Sq.m	NEW	40,000
Mega – supermarkets: 76 – 100 employees/ 4001 – 5000 sq.m	No. of employees/Sq.m	NEW	30,000
Large Supermarket: 51-75 employees/ 3001 – 4000 sq. m.	No. of employees/Sq.m	12,000	12,000
Medium Supermarket:21-50 employees/2001-3000 sq.m	No. of employees/Sq.m	6,000	6,000
Small Supermarket:1-20 employees/Up to-2000 sq.m	No. of employees/Sq.m	4,500	4,500
Large butchery shop or retail service: over 5 employees/over 30 sq.m	No. of employees/Sq.m	NEW	4,500
Medium butchery shop or retail service:3-5 employees /5-30 sq.m	No. of employees/Sq.m	0	2,500
Small butchery shop or retail service :up to 2 employees /less than 5 sq,m	No. of employees/Sq.m	0	2,000
Large trader shop/Agency or retail service: over 5 employees/over 300sq.m	No. of employees/Sq.m	12,000	12,000
Medium trader shop/Agency or retail service: 3-5 employees/50- 300sq.m	No. of employees/Sq.m	0	2,500
Small trader shop or retail service: up to 2 employees/less than 50sq,m	No. of employees/Sq.m	0	2,000

Kiosk: Light or temporary construction less than 5sq.m	Area Sq.m	NEW	1,000
All shops and retail services in Nairobi City County owned Markets	Ncc owned	NEW	2,000
<b>300 :TRANSPORT, STORAGE AND COMMUNICATIONS</b>			
Large Transport Company: over 10 aeroplanes/International Airlines	No. of Aeroplanes	NEW	75,000
Medium Transport Company: 6-10 aeroplanes	No. of Aeroplanes	NEW	55,000
Smalli- Transportation Company: up to 5 aeroplanes	No. of Aeroplanes	NEW	45,000
Mega Transport Company: over 100 vehicles	No. of vehicles	NEW	45,000
Large Transport Company: 51-100 vehicles	No. of vehicles	NEW	40,000
Medium Transport Company: 31- 50 vehicles	No. of vehicles	NEW	12,000
Small Transportation Company: 6-30 vehicles	No. of vehicles	NEW	7,500
Mini- Transportation Company: 2 up to 5 vehicles	No. of vehicles	NEW	4,500
Large filling station: over 10 pump Nozzles or with garage/workshop or spares retail shop	No. of pump Nozzles	100,000	50,000
Medium filling station: 6-10 pump Nozzles or with garage / workshop or spares retail shop	No. of pump Nozzles	100,000	30,000
Small filling station: 3-5 pump Nozzles and without garage/workshop or retail shop	No. of pump Nozzles	100,000	20,000
Mini filling station: Up to 2 pump Nozzles and without garage/workshop or retail shop	No.of pump Nozzles	100,000	10,000
Gas filling depot	Individual	30,000	7,500
Large fuel/cooking gas/milk/water dispenser with over 4 dispensers	No. of dispensers	30,000	30,000
Medium fuel/cooking gas/milk/water dispenser with 2-3 dispensers	No. of dispensers	30,000	15,000
Small fuel/cooking gas/milk/water dispenser with 1 dispenser	No. of dispensers	30,000	7,500
Large Car gas refilling station with over 10 nozzles	No. of nozzles	NEW	50,000
Medium Car gas refilling station 6-10 nozzles	No. of nozzles	NEW	30,000
Small Car gas refilling station 3- 5 nozzles	No. of nozzles	NEW	20,000

Mini Car gas refilling station up to 2 nozzles	No. of nozzles	NEW	10,000
Large Electric vehicle charging station with over 10 Charging ports	No. of charging ports	NEW	10,000
Medium Electric vehicle charging stations 6-10 Charging ports	No. of charging ports	NEW	7,500
Small Electric vehicle charging station 3-5 Charging ports	No.of charging ports	NEW	6,000
Mini Electric vehicle charging stations up to 2 charging ports	No.of charging ports	NEW	4,500
Large food cold storage facility: with over 1000sq. m	Area Sq.metres	NEW	25,000
Large Non-food cold storage facility:with over 1000sq.m	Area Sq.metres	NEW	25,000
Medium food cold storage facility: with 101-1000sq. m	Area Sq.metres	NEW	12,000
Medium non-food cold storage facility:with 101-1000	Area Sq.metres	NEW	12,000
Small food cold storage facility:with up to 100sq. m	Area Sq.metres	NEW	6,000
Small non-food cold storage facility:with up to 100sq.m	Area Sq.metres	NEW	6,000
Large food storage facility: with over 3000 sq.m Go down/warehouse liquid storage tanks complex	Area Sq.metres	NEW	25,000
Large non-food storage facility:with over 3000 sq.m Godown/warehouse liquid storage tanks complex	Area Sq.metres	NEW	25,000
Medium food storage facility: from 2001 – 3000sq. m	Area Sq.metres	NEW	12,000
Medium non-food storage facility:from 2001-3000sq.m	Area Sq.metres	NEW	12,000
Small storage facility: from 1001- 2000 sq.m	Area Sq.metres	NEW	6,000
Mini food storage facility up to 1000sq.m	Area Sq.metres	NEW	6,000
Mini non-food storage facility up to 1000sq.m	Area Sq.metres	NEW	6,000
Large private vehicles parking capacity: over 100 vehicles	No.of vehicles	NEW	25,000
Medium private vehicles parking: capacity 51-100 vehicles	No.of vehicles	NEW	12,000
Small private vehicles parking capacity: 1-50 vehicles	No.of vehicles	NEW	12,000
Hyper communications company:over 100 employees &/or premises over 1500sq. M	No.of employees/Sq.m	NEW	50,000

Mega communications company: 61-100 employees &/ or premises of 1001-1500sq. M	No.of employees/Sq.m	NEW	40,000
Large communications company: 41-60 employees or premises of 501-1000sq. M	No.of employees/Sq.m	NEW	25,000
Medium communications company: 21-40 employees & / or premises of 301-500sq. m	No.of employees/Sq.m	NEW	12,000
Small communications company:6-20 employees &/or up to 300 sq.m	No.of employees/Sq.m	NEW	6,000
Mini communication company: Up to employees 5	No.of employees	NEW	4,500
Large Transport Network Companies (Uber, Taxify, Little Cab etc) capacity over 100 vehicles	No.of vehicles	NEW	25,000
Medium Transport Network Companies (Uber, Taxify, Little Cab): Capacity 51-100 vehicles	No.of vehicles	NEW	12,000
Small Transport Network Companies (Uber, Taxify, Little Cab etc): Capacity 1-50 vehicles	No.of vehicles	NEW	6,000
<b>400 : AGRICULTURE FORESTRY AND NATURAL RESOURCES</b>			
Mega agriculture producer, processor, dealer, exporter with over 60 employees	No. of employees	NEW	40,000
Large agriculture producer, processor, dealer, exporter with 36-60 employees	No. of employees	NEW	25,000
Medium agricultural producer, processor, dealer, exporter with 11-35 employees	No. of employees	NEW	12,000
Small agricultural producer, processor, dealer, exporter with 4- 10 employees(Commercial Boreholes)	No. of employees	NEW	6,000
Mini agricultural producer,processor, dealer, exporter with up to 3 employees	No. of employees	NEW	4,500
Mega commercial coffee millers with over 10,000 metric tons USD 2,000 worth	Weight in Tons/USD	NEW	40,000
Large commercial coffee millers with 5,001-10,000 metric tons USD 1,000 worth.	Weight in Tons/USD	NEW	25,000
Medium commercial coffee millers with 3,001- 5,000 metric tons USD 750 worth	Weight in Tons/USD	NEW	12,000

Small commercial coffee millers with up to 3,000 metric tons USD 500 worth	Weight in Tons/USD	NEW	6,000
Mega coffee rosters with over 1000 bags	No. of bags	NEW	40,000
Large coffee rosters with 501- 1000 bags	No. of bags	NEW	25,000
Medium coffee rosters with 101- 500 bags	No. of bags	NEW	12,000
Small coffee rosters with up to 100 bags	No. of bags	NEW	6,000
Large Commercial coffee Warehouse with over 200,000 bags 1,000USD	No.of bags/USD	NEW	25,000
Medium Commercial coffee Warehouse with 10,0001- 200,000 bags 1000USD	No.of bags/USD	NEW	12,000
Small Commercial coffee Warehouse with up to 100000 bgs 750USD	No.of bags/USD	NEW	6,000
Large-Space >=2.5ha/throughput-No.of animals slaughtered per day >=40 heads of cattle +200 sheep and goats per day	Space/ha	NEW	20,000
Medium-Space >=0.5ha <=2.49/throughput-No.of animals slaughtered per day >=6-39 heads of cattle +100-199 sheet and goats per day	Space/ha	NEW	12,000
Small -Space <0.5/throughput-No of animals slaughtered per day <=5 heads of cattle +<100 sheep and goats per day	Space/ha	NEW	6,000
Large mining or natural resources extraction operation with over 50 employees	No. of employees	NEW	25,000
Medium Mining or Natural Resources Extraction operation with 4-50 employees	No. of employees	NEW	20,000
Small Mining or Natural Resources Extraction operation with up to 3 employees	No. of employees	NEW	12,000
Mini agricultural, forestry and natural resources exploitation: 1person acting individually	Individual	NEW	6,000
<b>500 : ACCOMMODATION AND CATERING</b>			
Large fully serviced and furnished apartments with over 10 apartments/ABNBs	No. of apartments	25,000	40,000

Medium fully serviced and furnished apartments with 6-10 apartments/ABNBs	No. of apartments	14,000	30,000
Small fully serviced and furnished apartments with 3-5 apartments/ABNBs	No. of apartments	12,000	20,000
Mini fully serviced and furnished apartments with 1-2 apartments/ABNBs	No. of apartments	NEW	10,000
Large high standards hotel/accommodation facility with over 100 rooms	No. of rooms	25,000	50,000
Medium high standards hotel /accommodation facility with over 41 - 100 rooms	No. of rooms	14,000	30,000
Small high standards hotel / accommodation facility with up to 40 rooms	No. of rooms	12,000	25,000
Large lodging house with restaurant or bar with over 15 rooms	No. of rooms	NEW	30,000
Medium lodging house with restaurant or bar with 6-15 rooms	No. of rooms	NEW	20,000
Small lodging house with restaurant or bar with up to 5 rooms	No. of rooms	NEW	12,000
Large lodging house with over 15 rooms	No. of rooms	NEW	30,000
Medium Lodging house with 6 to 15 rooms	No. of rooms	NEW	20,000
Small lodging house with up to 5 rooms	No. of rooms	NEW	10,000
Hyper restaurant with bar and/or membership club with over 100 members/seats	No. of members/seats	NEW	50,000
Mega restaurant with bar and /or membership club with 71-100 members/seats	No. of members/seats	NEW	40,000
Large restaurant with bar and /or membership club with 31-70 members /seats	No. of members/seats	NEW	25,000
Medium restaurant with bar and /or membership club with 11to 30 members/seats	No. of members/seats	NEW	15,000
Small restaurant with bar and /or membership club with up to 10 members/seats	No. of members/seats	NEW	10,000
Mega eating house/snack bar/ tea house/outside catering/hotel with no	No. of seats	NEW	25,000

lodging or alcohol served with over 50 Seats			
Large eating house/snack bar/tea house/outside catering/hotel with no lodging or alcohol served with 21-50 Seats	No. of seats	NEW	20,000
Medium eating house: snack bar/tea house/ no lodging or alcohol served: 6-20 Seats	No. of seats	NEW	10,000
Small eating house, snack bar/tea house/no lodging or alcohol served up to 5 Seats	No. of seats	NEW	4,500
Large outside catering services with over 5 employees	Individual	NEW	4,500
Medium outside catering services with 3 -5 employees	Individual	NEW	2,500
Small outside catering services with up to 2 employees	Individual	NEW	2,000
Mega food trucks of Triple Axle Group (12 wheels and above-dual tyres)	No. of wheels	NEW	7,500
Large food trucks of Tandem Axle Group (8-10) wheels-dual tyres	No. of wheels	NEW	6,500
Medium food trucks of Single Axle (4-6 wheels fitted with dual tyres)	No. of wheels	NEW	4,500
Small food trucks of Single Steering Axle (2 wheels fitted with Single tyres)	No. of wheels	NEW	2,500
Large bar/traditional beer seller: over 50 Seats	No. of seats	NEW	25,000
Medium bar/traditional beer seller: 16-50 Seats	No. of seats	NEW	15,000
Small bar/traditional beer seller: up to 15 Seats(wines and spirits)	No. of seats	NEW	10,000
Large night clubs with over 50 seats	No. of seats	NEW	25,000
Medium night clubs with 16-50 seats	No. of seats	NEW	15,000
Small night clubs with up to 15 seats	No. of seats	NEW	10,000
Large commercial kitchen with over 20 employees	No. of employees	NEW	25,000
Medium commercial kitchen with 5-20 employees	No. of employees	NEW	12,000
Small commercial kitchen with up to 4 employees	No. of employees	NEW	6,000
Large non-commercial kitchen with over 20 employees	No. of employees	NEW	25,000
Medium non-commercial kitchen with 5-20 employees	No. of employees	NEW	12,000
Small non-commercial kitchen with up to 4 employees	No. of employees	NEW	6,000

600 : PROFESSIONAL, TECHNICAL AND FINANCIAL SERVICES			
Mega professional services firm with over 100 employees/ professionals. Technicians guards etc	No. of employees	NEW	25,000
Large professional services firm with 51- 100 employees/ professionals. Technicians guards etc.	No. of employees	NEW	20,000
Medium professional services firm with over 21-50 employees/ professional/ technicians/ guards etc.	No. of employees	NEW	15,000
Small professional services firm with 6-20 employees/professionals/technician/guards etc.	No. of employees	NEW	10,000
Mini professional services firm with 1-5 employees/ professionals. Technicians guards etc.	No. of employees	NEW	6,000
Large financial services including Saccos and co-operative societies with over 25 employees	No. of employees	15,000	25,000
Medium financial services including Saccos and co-operative societies with 6-25 employees	No. of employees	15,000	15,000
Small financial services including Saccos and co-operative societies with up to 5 employees	No. of employees	15,000	10,000
Mini financial services including financial consultants/ creditors/ loans on assets firms with no money accounts / 1 person acting individually etc	No. of employees	NEW	6,000
Large financial agent and M-pesa over 5 outlets	No. of outlets	NEW	12,000
Medium financial agent and M- pesa with 2-5 outlets	No. of outlets	NEW	6,000
Small financial agent and M-pesa up to 1 outlet	No. of outlets	NEW	4,500
Money points: above 5 ATMs. Money machines separate from branch/office	No. of ATMs	NEW	15,000
Money points: 3- 5 ATMs. Money machines separate from branch/office	No. of ATMs	NEW	10,000
Money points: up to 2 ATMs. Money machines separate from branch/office	No. of ATMs	NEW	6,000
Large cyber cafes/bureau with over 20 computers/machines	No. of computers/Machines	NEW	10,000



Medium Cyber Cafes/bureau with 6-20 computer/ machines	No. of computers/Machines	NEW	6,000
Small Cyber Cafes/ bureau with 2- 5 computer/machines	No. of computers/Machines	NEW	4,500
Mini professional and technical services -1 person acting individually with 1 computer/1 machine	No. of computers/Machines	NEW	4,500
Large private markets with over 1,000sq.m	Area Sq.metres	NEW	25,000
Medium private markets with from 501-1,000sq.m	Area Sq.metres	NEW	12,000
Small private markets with up to 500sq.m	Area Sq.metres	NEW	6,000
<b>700: PRIVATE EDUCATION, HEALTH AND ENTERTAINMENT</b>			
Large private higher education institutions; any type of private university college or higher education institution with over 200 students.	No. of students	25,000	50,000
Medium Private higher education institutions; any type of private university college or higher education institution with 100-200students	No. of students	12000	30,000
Small Private higher education institutions; any type of private university college or higher education institution with Up to100 students	No. of students	4500	15,000
Larger private education institutions ; nursery, primary and secondary schools with over 100 pupils	No. of pupils	12,000	25,000
Small private education institutions; nursery, primary and secondary schools with 16 - 30 pupils	No. of pupils	4,500	4,500
Large complementary education institutions over 350 pupils	No. of pupils	NEW	4,500
Small complementary education institutions 1-200 pupils	No. of pupils	NEW	4,500
Medium private health facility level 4 & 5 hospitals with 31-100 beds	Level/No. of beds	NEW	30,000
Small private health facility Level 3 hospitals with up to-30 beds	Level/No. of beds	NEW	25,000
Mini private health facility Level 2 hospitals/dental/medical/eye clinics	Level	NEW	6,500
Large private mortuary with over 30 bodies	No. of bodies	NEW	25,000

Medium private mortuary with 16-30 bodies	No. of bodies	NEW	12,000
Small private Mortuary with up to 15 bodies	No. of bodies	NEW	6,000
Mini traditional health services; herbalist/traditional healer/Supplements	Individual	NEW	4,500
Large entertainment facility; cinema / theatre / video show / amusement arcade / games machines arcade/Bowling / games machines arcade / sport club / gym over over 50 members 100seats / over 10 machines /	No. of seats/machines/members	NEW	25,000
Medium entertainment facility with 51-100 seats / 4-10 machines / 16 - 50 members	No. of seats/machines/members	NEW	12,000
Small entertainment facility with up to 50 seats / up to 3 machines/up to 15 members	No. of seats/machines/member	NEW	6,000
Large entertainment machines with over 5 play stations/pool tables/beds(Massage parlour)	No. of playstations/pooltables/beds	NEW	25,000
Medium entertainment machines with 3- 5 play stations/pool tables/beds(Massage parlour)	No. of playstations/pooltables/beds	NEW	12,000
Small entertainment machines with over 2 play stations/pool tables/beds (Massage parlour)	No. of playstations/pooltables/beds	NEW	6,000
Large casinos with over 1000 sq.m	Area in Sq,m	NEW	25,000
Medium casinos with 501- 1000 sq.m	Area in Sq,m	NEW	12,000
Small casinos with up to 500sq.m	Area in Sq,m	NEW	6,000
Betting shops	Individual	NEW	6,000
Totalizer premises	Individual	NEW	6,000
<b>800 : INDUSTRIAL PLANTS, FACTORIES, WORKSHOPS, CONTRACTORS</b>			
Large food industrial plant with over 100 employees	No. of employees	50,000	50,000
Large non-food industrial plant with over 100 employees	No. of employees	50,000	50,000
Medium food industrial plant with over 51-100 employees	No. of employees	NEW	30,000
Medium non-food industrial plant with over 51-100 employees	No. of employees	NEW	30,000
Small food industrial plant with over 16-50 employees	No. of employees	NEW	20,000
Small non-food industrial plant with over 16-50 employees	No. of employees	NEW	20,000

Mini food industrial plant with 1 - 15 employees	No. of employees	NEW	10,000
Mini non-food industrial plant with 1-15 employees	No. of employees	NEW	10,000
Mega workshop / service / repair contractor with over 100 employees	No. of employees	25,000	30,000
Large workshop / service / repair contractor with 51-100 employees	No. of employees	25,000	25,000
Medium workshop / service / repair contractor with 21-50 employees	No. of employees	12,000	15,000
Small workshop / service / repair contractor with 6-20 employees	No. of employees	4,500	4,500
Mini manufacturer / workshop / factory / contractor/posho mill/printers with up to 5 employees	No. of employees	4,500	4,500
<b>SPECIAL SERVICES OTHER THAN FIRE FIGHTING</b>			
Opening door lock for tenant	Per hour	2,500	2,500
Standby against fire risk	Per hour	7,000	7,000
Sale & Service of Fire Equipment	Per item	17,500	17,500
Inspection and hydraulic test of dry and wet riser	Per instance	10,000	10,000
A.S.K. show per Officer	Per day	2,000	2,000
A.S.K. show per fire engine	Whole event	70,000	70,000
Use of turn-able ladder or hydraulic platform	Per hour	7,500	7,500
Removal of fallen trees	Per hour	5,000	5,000
Removal of bees	Per hour	5,000	5,000
Pumping out flooding	Per hour	5,000	5,000
Binding suction hose coupling	Per Officer (labour)	2,000	2,000
Binding suction hose coupling	Per coupling (material)	4,000	4,000
Scrutinization of Building plans	Per plan	12,000	12,000
Inspection of new premises before issuance of occupation certificate	Per Visit	5,000	5,000
Fire maintenance technicians (hydrant inspectors)	per premises	6,000	6,000
Repair of delivery hose per patch	Labour	1,500	1,500
Repair of delivery hose per patch	Material	2,500	2,500
Opening of lifts	Per instance	10,000	10,000
Training of County Government firemen per person	Per week	10,000	5,000
Training of private firemen per person	Per week	10,000	5,000
Fire safety training per person	Per day	2,500	1,500
First aid training per person	Per day	2,500	1,500
Pump operation training per person	Per day	3,000	3,000
Binding delivery hose coupling	Labour	1,500	1,500
Binding delivery hose coupling	Material	2,500	2,500

Hire of one hose length or part of thereof	Per unit	1,500	1,500
Inspection of fire extinguisher(excluding refill)	Per unit	1,500	1,500
Hire of ladder	Per day	7,000	7,000
Hire of van for requested inspections	Per instance	5,000	5,000
Refill of BA cylinder (any capacity)	Per unit	2,500	500
Hire of special purposes rope	Per day	2,500	2,500
Hire of stand Pipe	Per unit	2,500	2,500
Inspection of petroleum tanker	Annual	7,500	7,500
Use of portable fire extinguisher.	Per unit	2,000	2,000
<b>FOAM TENDER</b>			
Turn out fee	Per instance	16,500	16,500
For each proceeding hour	Per hour	5,000	5,000
Use of foam compound per one imp. Gallon	Per Litre	5,000	5,000
<b>WATER TENDERS</b>			
Turn out fee	Per instance	10,000	10,000
For each proceeding hour	Per hour	2,000	2,000
Turn out fee including transport	Per hour	5,000	5,000
For each proceeding hour	Per hour	3,000	3,000
<b>SERVICE VAN</b>			
Turn out fee including transport	Per instance	5,000	5,000
For each proceeding hour	Per hour	3,000	3,000
<b>50M TURN TABLE LADDER/ 30M HYDRAULIC PLATFORM</b>			
Turn out fee including transport	Per instance	20,000	20,000
For each proceeding hour	Per hour	5,000	5,000
<b>FIRE PERSONNEL ATTENDANCE FEE</b>			
<b>Chief fire officer</b>			
First hour of attendance	Per hour	3,000	3,000
<b>(Fire inspection compliance certificate)</b>			
For each proceeding hour	Per hour	1,500	1,500
<b>Assistant Chief Fire Officer /Officer In Charge / officers</b>			
First hour of attendance	Per hour	2,000	2,000
For each proceeding hour	Per hour	1,500	1,500
<b>STATION OFFICER</b>			
First hour of attendance	Per hour	2,000	2,000
For each proceeding hour	Per hour	1,000	1,000
Fireman / other ranks - For each proceeding hour	Per hour	2,000	2,000
Supply of fire report	Per instance	1,500	1,500
Change of details	Per instance	600	600
Vehicle gas filling station	With one nozzle	new	12,000
Electrical car charging station		new	12,000
Learning institutions, daycare, kindergarten& nursery		new	12,000
Primary schools		new	25,000

Secondary & colleges		new	50,000
Universities		new	100,000
Pharmacy	Large	new	25,000
	Medium	new	12,000
	small	new	6,500
Pharmaceutical companies		new	50,000
Gas filling plant	Large	new	100,000
	small	new	25,000
Industrial plants	large	new	100,000
Warehouse /Godown	large	new	100,000
	Medium	new	50,000
	small	New	25,000
Casino	10 machines and above	New	50,000
	10 machines and below	New	25,000
LPG Dealers	Large scale (above 50 cylinders)	new	25,000
	Medium (20-50)	new	12,000
	Small (10-20)	new	6,500
Fire inspection fee shall be charged per visit			

13) That the Bill be amended by deleting the schedule appearing in Clause 28 in Part VI in its entirety and substituting thereof with the following new schedule:-

Item Description	Unit of Measure	Current Charge	Amended Charge
<b>100 :GENERAL TRADERS SHOPS AND RETAIL SERVICES</b>			
Hyper – Supermarket: over 100 employees/over 5000 sq.m	No. of employees/Sq.m	150,000	150,000
Mega – supermarkets: 76 – 100 employees/ 4001 – 5000 sq.m	No. of employees/Sq.m	New	125,000
Large Supermarket: 51-75 employees/ 3001 – 4000 sq. m.	No. of employees/Sq.m	100,000	100,000
Medium Supermarket:21-50 employees/2001-3000 sq.m	No. of employees/Sq.m	New	75,000
Small Supermarket:1-20 employees/Up to-2000 sq.m	No. of employees/Sq.m	50,000	50,000
Large butchery shop or retail service: over 5 employees/over 30 sq.m	No. of employees/Sq.m	New	20,000
Medium butchery shop or retail service:3-5 employees /5-30 sq.m	No. of employees/Sq.m	New	15,000
Small butchery shop or retail service :up to 2 employees /less than 5 sq,m	No. of employees/Sq.m	10,000	10,000

Large trader shop/Agency or retail service: over 5 employees/over 300sq.m	No. of employees/Sq.m	New	25,000
Medium trader shop/Agency or retail service: 3-5 employees/50-300sq.m	No. of employees/Sq.m	20,000	15,000
Small trader shop or retail service: up to 2 employees/less than 50sq.m	No. of employees/Sq.m	5,000	5,000
Kiosk: Light or temporary construction less than 5sq.m	Area in Sq.m	4,000	4,000
All shops and retail services in Nairobi City County owned Markets	Nairobi City County owned Markets	4,000	4,000
<b>200 :INFORMAL SECTOR</b>			
1 hawker with motor vehicle (food)	Informal Trader	7,000	7,000
1 hawker with motor vehicle (nonfood)	Informal Trader	New	7,000
1 hawker without motor vehicle (food)	Informal Trader	5,000	5,000
1 hawker without motor vehicle (nonfood)	Informal Trader	New	5,000
Small informal sector trader / service provider e.g. shoe shiner,shoe repairer, street vendor (nonfood)	Informal Trader	2,500	2,500
Small informal sector trader / service provider/street vendor (soda, sweets, cigarettes etc.)	Informal Trader	2,500	2,500
Semi-permanent informal sector trader: up to 2 persons in verandah or temporary building(newspapers & book sellers)	Informal Trader	3,500	3500
<b>300 :TRANSPORT , STORAGE AND COMMUNICATION</b>			
Large Transport Company: over 10 Aeroplanes/International Airlines	No. of Aeroplanes	New	500,000
Medium Transport Company: 6-10 Aeroplanes	No. of Aeroplanes	New	300,000
Small- Transportation Company: up to 5 Aeroplanes	No. of Aeroplanes	New	200,000
Mega Transport Company: over 100 vehicles	No. of vehicles	160,000	200,000
Large Transport Company: 51-100 vehicles	No. of vehicles	NEW	150,000
Medium Transport Company: 31-50 vehicles Company: 6-30 vehicles	No. of vehicles	100,000	100,000
Small Transportation	No. of vehicles	36,000	50,000
Mini- Transportation Company: 2 up to 5 vehicles	No. of vehicles	25,000	25,000
Water Bowsers/Waste	Individual vehicle	New	25,000
Independent TransportOperator: 1 vehicle 1Taxi & not in an office	No. of vehicles	7,000	7,000
Large filling station: over 10 pump Nozzles or with garage/workshop or spares retail shop	No. of pump Nozzles	New	50,000

Medium filling station: 6-10 pump Nozzles or with garage / workshop or spares retail shop	No. of pump Nozzles	30,000	30,000
Small filling station: 3-5 pump Nozzles and without garage/workshop or retail shop	No. of pump Nozzles	20,000	20,000
Mini filling station: Up to 2 pump Nozzles and without garage/workshop or retail shop	No. of pump Nozzles	10,000	10,000
Gas filling depot	Individual depot	New	200,000
Large fuel/cooking gas/milk/water dispenser with over 4 dispensers	No. of dispensers	New	10,000
Medium fuel/cooking gas/milk/water dispenser with 2-3 dispensers	No. of dispensers	New	7,000
Small fuel/cooking gas/milk/water dispenser with 1 dispenser	No. of dispensers	New	4,000
Large Car gas refilling station with over 10 nozzles	No. of nozzles	New	50,000
Medium Car gas refilling station 6-10 nozzles	No. of nozzles	New	30,000
Small Car gas refilling station 3- 5 nozzles	No. of nozzles	New	20,000
Mini Car gas refilling station up to 2 nozzles	No. of nozzles	New	10,000
Large Electric vehicle charging station with over 10 Charging ports	No. of charging ports	New	25,000
Medium Electric vehicle charging stations 6-10 Charging ports	No. of charging ports	New	20,000
Small Electric vehicle charging station 3-5 Charging ports	No. of charging ports	New	15,000
Mini Electric vehicle charging stations up to 2 charging ports	No. of charging ports	New	7,500
Large food cold storage facility: with over 1000sq. M	Area in Sq.metres	70,000	70,000
Large Non-food cold storage facility:with over 1000sq.m	Area in Sq.metres	70,000	70,000
Medium food cold storage facility: with 101-1000sq. M	Area in Sq.metres	30,000	30,000
Medium non-food cold storage facility:with 101-1000	Area in Sq.metres	30,000	30,000
Small food cold storage facility:with up to 100sq. M	Area in Sq.metres	15,000	15,000
Small non-food cold storage facility:with up to 100sq.m	Area in Sq.metres	15,000	15,000
Large food storage facility: with over 3000 sq.m Go down/warehouse liquid storage tanks complex	Area in Sq.metres	60,000	100,000

Large non-food storage facility:with over 3000 sq.m Godown/warehouse liquid storage tanks complex	Area in Sq.metres	60,000	100,000
Medium food storage facility: from 2001 – 3000sq.m	Area in Sq.metres	NEW	50,000
Medium non-food storage facility: from 2001-3000sq.m	Area in Sq.metres	New	50,000
Small storage facility: from 1001-2000 sq.m	Area in Sq.metres	New	20,000
Mini food storage facility up to 1000sq.m	Area in Sq.metres	15,000	10,000
Mini non-food storage facility up to 1000sq.m	Area in Sq. metres	15,000	10,000
Large private vehicles parking capacity: over 100 vehicles	No. of vehicles	500,000	300,000
Medium private vehicles parking: capacity 51-100vehicles	No. of vehicles	300,000	200,000
Small private vehicles parking capacity: 1-50vehicles	No. of vehicles	200,000	100,000
Hyper communications company: over 100 employees &/or premises over 1500sq. M	No. of employees/Sq.m	New	300,000
Mega communications company: 61-100 employees &/ or premises of 1001- 1500sq. M	No. of employees/Sq.m	New	200,000
Large communications company: 41-60 employees or premises of 501-1000sq.m	No. of employees/Sq.m	100,000	100,000
Medium communications company: 21-40 employees & / or premises of 301- 500sq. m	No. of employees/Sq.m	60,000	60,000
Small communications company: 6-20 employees &/or up to 300 sq.m	No. of employees/Sq.m	40,000	50,000
Mini communication company: Up to employees 5	No. of employees	New	20,000
Large Transport Network Companies (Uber, Taxify, Little Cab etc) capacity over 100 vehicles	No. of vehicles	300,000	300,000
Medium Transport Network Companies (Uber, Taxify, Little Cab): Capacity 51-100 vehicles	No. of vehicles	100,000	100,000
Small Transport Network Companies (Uber, Taxify, Little Cab etc): Capacity 1-50 vehicles	No. of vehicles	50,000	50,000
<b>400 :AGRICULTURE FORESTRY AND NATURAL RESOURCES</b>			
Mega agriculture producer, processor, dealer, exporter with over 60 employees	No. of employees	100,000	100,000
Large agriculture producer, processor, dealer, exporter with 36-60 employees	No. of employees	80,000	80,000



Medium agricultural producer, processor, dealer, exporter with 11-35 employees	No. of employees	40,000	40,000
Small agricultural producer, processor, dealer, exporter with 4-10 employees (Commercial Boreholes)	No. of employees	25,000	25,000
Mini agricultural producer, processor, dealer, exporter with up to 3 employees	No. of employees	20,000	20,000
Mega commercial coffee millers with over 10,000 metric tons or USD 2,000 worth	Weight in Tons/USD	New	100,000
Large commercial coffee millers with 5,001-10,000 metric tons or USD 1,000 worth	Weight in Tons/USD	New	80,000
Medium commercial coffee millers with 3001- 5000 metric tons USD 750	Weight in Tons/USD	New	40,000
Small commercial coffee millers with up to 3000 metric tons USD 500	Weight in Tons/USD	New	25,000
Mega coffee rosters with over 1000 bags	No. of bags	New	100,000
Large coffee rosters with 501- 1000 bags	No. of bags	New	80,000
Medium coffee rosters with 101-500 bags	No. of bags	New	40,000
Small coffee rosters with up to 100 bags	No. of bags	New	25,000
Large Commercial coffee Warehouse with over 200000 bags 1000USD	No. of bags/USD	New	80,000
Medium Commercial coffee Warehouse with 100001-200000 bags 1000USD	No. of bags/USD	New	40,000
Small Commercial coffee Warehouse with up to 100000 bags 750USD	No. of bags/USD	New	25,000
Large- Space $\geq 2.5$ ha/throughput- No. of animals slaughtered per day $\geq 40$ heads of cattle +200 sheep and goats per day	Space/ha	New	100,000
Medium- Space $\geq 0.5$ ha $\leq 2.49$ /throughput- No. of animals slaughtered per day $\geq 6$ -39 heads of cattle +100-199 sheep and goats per day	Space/ha	New	40,000
Small - Space $< 0.5$ ha/throughput- No. of animals slaughtered per day $\leq 5$ heads of cattle + $< 100$ sheep and goats per day	Space/ha	New	25,000
Large mining or natural resources extraction operation with over 50 employees	No. of employees	200,000	200,000
Medium Mining or Natural Resources Extraction operation with 4-50 employees	No. of employees	100,000	100,000
Small Mining or Natural Resources Extraction operation with up to 3 employees	No. of employees	50,000	50,000
Mini agricultural, forestry and natural resources exploitation: 1 person acting individually	Individual person	45,000	25,000

500: ACCOMMODATION AND CATERING			
Large fully serviced and furnished apartments with over 10 apartments/ABNBs	No. of apartments	120,000	120,000
Medium fully serviced and furnished apartments with 6-10 apartments/ABNBs	No. of apartments	90,000	90,000
Small fully serviced and furnished apartments with 3-5 apartments/ABNBs	No. of apartments	70,000	70,000
Mini fully serviced and furnished apartments with 1-2 apartments/ABNBs	No. of apartments	New	35,000
Large high standards hotel/accommodation facility with over 100 rooms	No. of rooms	200,000	200,000
Medium high standards hotel /accommodation facility with over 41 - 100 rooms	No. of rooms	140,000	150,000
Small high standards hotel / accommodation facility with up to 40 rooms	No. of rooms	70,000	100,000
Large lodging house with restaurant or bar with over 15 rooms	No. of rooms	55,000	80,000
Medium lodging house with restaurant or bar with 6-15 rooms	No. of rooms	45,000	60,000
Small lodging house with restaurant or bar with up to 5 rooms	No. of rooms	35,000	50,000
Large lodging house with over 15 rooms	No. of rooms	70,000	70,000
Medium Lodging house with 6 to 15 rooms	No. of rooms	45,000	50,000
Small lodging house with up to 5 rooms	No. of rooms	35,000	40,000
Hyper restaurant with bar and/or membership club with over 100 members/seats	No. of members/seats	New	130,000
Mega restaurant with bar and /or membership club with 71-100 members/seats	No. of members/seats	100,000	100,000
Large restaurant with bar and /or membership club with 31-70 members /seats	No. of members/seats	50,000	70,000
Medium restaurant with bar and /or membership club with 11-30 members/seats	No. of members/seats	30,000	50,000
Small restaurant with bar and /or membership club with up to 10 members/seats	No. of members/seats	20,000	30,000
Mega eating house/snack bar/ tea house/outside catering/hotel with no	No. of seats	35,000	40,000

lodging or alcohol served with over 50 Seats			
Large eating house/snack bar/tea house/outside catering/hotel with no lodging or alcohol served with 21-50 Seats	No. of seats	25,000	30,000
Medium eating house: snack bar/tea house/ no lodging or alcohol served: 6-20 Seats	No. of seats	20,000	25,000
Small eating house, snack bar/tea house/no lodging or alcohol served up to 5 Seats	No. of seats	15,000	15,000
Large outside catering services with over 5 employees	No. of employees	10,000	20,000
Medium outside catering services with 3 -5 employees	No. of employees	15,000	15,000
Small outside catering services with up to 2employees	No. of employees	New	10,000
Mega food trucks of Triple Axle Group (12 wheels and above-dual tyres)	No. of wheels	New	20,000
Large food trucks of Tandem Axle Group (8-10)wheels-dual tyres	No. of wheels	New	15,000
Medium food trucks of Single Axle (4-6 wheels fitted with dual tyres)	No. of wheels	New	10,000
Small food trucks of Single Steering Axle (2 wheels fitted with Single tyres)	No. of wheels	New	7,000
Large bar/traditional beer seller: over 50 Seats	No. of seats	20,000	25,000
Medium bar/traditional beer seller: 16-50 Seats	No. of seats	15,000	20,000
Small bar/traditional beer seller: up to 15 Seats(wines and spirits)	No. of seats	10,000	15,000
Large night clubs with over 50 seats	No. of seats	100,000	100,000
Medium night clubs with 16-50 seats	No. of seats	60,000	70,000
Small night clubs with up to 15 seats	No. of seats	40,000	50,000,
Large commercial kitchen with over 20 employees	No. of employees	New	30,000
Medium commercial kitchen with 5-20 employees	No. of employees	New	20,000
Small commercial kitchen with up to 4 employees	No.of employees	New	10,000
<b>600: PROFESSIONAL, TECHNICAL AND FINANCIAL SERVICES</b>			
Mega professional services firm with over 100 employees/ professionals. Technicians guards etc.	No. of employees	150,000	150,000
Large professional services firm with 51-100 employees/ professionals. Technicians guards etc.	No. of employees	New	120,000

Medium professional services firm with over 21- 50 employees/ professional/ technicians/ guards etc.	No. of employees	80,000	80,000
Small professional services firm with 6-20 employees/professionals/technicians/guards etc.	No. of employees	35,000	40,000
Mini professional services firm with 1-5 employees/ professionals. Technicians guards etc.	No. of employees	10,000	10,000
Large financial services including Saccos and co- operative societies with over 25 employees	No. of employees	150,000	150,000
Medium financial services including Saccos and co- operative societies with 6-25 employees	No. of employees	95,000	95,000
Small financial services including Saccos and co-operative societies with up to 5 employees	No. of employees	65,000	65,000
Mini financial services including financial consultants/ creditors/ loans on assets firms with no money accounts / 1 person acting individually etc	No. of employees	40,000	40,000
Large financial agent and M-pesa over 5 outlets	No. of outlets	30,000	30,000
Medium financial agent and M-pesa with 2-5 outlets	No. of outlets	20,000	20,000
Small financial agent and M-pesa up to 1 outlet	No. of outlets	10,000	10,000
Money points: above 5 ATMs. Money machines separate from branch/office	No. of ATMs	New	150,000
Money points: 3- 5 ATMs. Money machines separate from branch/office	No. of ATMs	New	100,000
Money points: up to 2 ATMs. Money machines separate from branch/office	No .of ATMs	50,000	50,000
Large cyber cafes/bureau with over 20 computers/machines	No. of computers/Machines	30,000	30,000
Medium Cyber Cafes/bureau with 6- 20computer/ machines	No. of computers/Machines	20,000	20,000
Small Cyber Cafes/ bureauwith 2-5 computer/machines	No. of computers/Machines	15,000	15,000
Mini professional and technical services -1 person acting individually with 1computer/1 machine	No. of computers/Machines	10,000	10,000
Large private markets with over 1,000sq.m	Area in Sq.metres	New	500,000
Medium private markets with from 501- 1,000sq.m	Area in Sq.metres	New	300,000
Small private markets with up to 500sq.m	Area in Sq.metres	New	200,000

700: PRIVATE EDUCATION, HEALTH AND ENTERTAINMENT			
Large private higher education institutions; any type of private university college or higher education institution with over 200 students.	No. of students	150,000	150,000
Medium Private higher education institutions; any type of private university college or higher education institution with 100-200students	No. of students	New	100,000
Small Private higher education institutions; any type of private university college or higher education institution with Up to100students	No. of students	New	50,000
Larger private education institutions ; nursery, primary and secondary schools with over 100 pupils	No. of pupils	50,000	50,000
Medium private education institutions; nursery, primary and secondary schools with 31- 100 pupils	No. of pupils	30,000	30,000
Small private education institutions; nursery, primary and secondary schools with 16 - 30 pupils	No. of pupils	20,000	20,000
Mini private education institutions; Day care, nursery, primary and secondary schools with up to 15 pupils	No. of pupils	10,000	10,000
Large complementary education institutions over 350 pupils	No. of pupils	15,000	10,000
Medium complementary education institutions 201-350	No. of pupils	10,000	5,000
Small complementary education institutions 1-200 pupils	No. of pupils	8,000	3,000
Large private health facility level 6 hospitals with over 100 beds overnight	Level/No. of beds	150,000	150,000
Medium private health facility level 4 & 5 hospitals with 31-100 beds	Level/No. of beds	New	100,000
Small private health facility Level 3 hospitals with up to-30 beds	Level/No. of beds	70,000	70,000
Mini private health facility Level 2 hospitals/dental/medical/eye clinics	Level	New	50,000
Large private mortuary with over 30 bodies	No. of bodies	New	100,000
Medium private mortuary with 16-30 bodies	No. of bodies	New	50,000
Small private Mortuary with up to 15 bodies	No. of bodies	New	30,000
Mini traditional health services; herbalist/traditional healer/Supplements	Individual person	25,000	15,000

Public toilets/Biodigestors/Septic tanks	Individual/toilet/Bipodigestor/septic tank	10,000	10,000
Mobile toilets with over 50 toilets	No. of toilets	New	15,000
Mobile toilets with 21-50 toilets	No. of toilets	New	10,000
Mobile toilets with 11-20 toilets	No. of toilets	New	7,500
Mobile toilets with 1-10 toilets	No. of toilets	New	5,000
Large entertainment facility; cinema / theatre / video show / amusement arcade / games machines arcade/Bowling / games machines arcade / sport club / gym over 100seats / over 10 machines / over 50 members	No of seats/machines/members	100,000	100,000
Medium entertainment facility with 51-100 seats / 4-10 machines / 16 - 50 members	No. of seats/machines/members	50,000	50,000
Small entertainment facility with up to 50 seats / up to 3 machines/ up to 15 members	No. of seats/machines/members	35,000	35,000
Large entertainment machines with over 5 play stations/pool tables/beds(Massage parlour)	No. of playstations/pool tables/beds	New	25,000
Medium entertainment machines with 3- 5 play stations/pool tables/beds(Massage parlour)	No. of playstations/pool tables/beds	New	15,000
Small entertainment machines with over 2 play stations/pool tables/beds (Massage parlour)	No. of playstations/pool tables/beds	New	10,000
Large casinos with over 1000 sq.m	Area in Sq,m	150,000	150,000
Medium casinos with 501-1000 sq.m	Area in Sq,m	125,000	125,000
Small casinos with up to 500sq.m	Area in Sq,m	100,000	100,000
Betting shops	Individual shop	20,000	25,000
Totalizer premises	Individual premise	20,000	30,000
<b>800 : INDUSTRIAL PLANTS, FACTORIES, WORKSHOPS, CONTRACTORS</b>			
Large food industrial plant with over 100 employees	No. of employees	150,000	150,000
Large non-food industrial plant with over 100 employees	No. of employees	150,000	150,000
Medium food industrial plant with over 51-100 employees	No. of employees	New	120,000
Medium non-food industrial plant with over 51-100 employees	No. of employees	New	120,000
Small food industrial plant with over 16-50 employees	No. of employees	60,000	80,000
Small non-food industrial plant with over 16-50employees	No. of employees	60,000	80,000
Mini food industrial plant with 1 - 15 employees	No. of employees	25,000	30,000

Mega workshop / service / repair contractor with over 100 employees	No. of employees	100,000	120,000
Large workshop / service / repair contractor with 51-100 employees	No. of employees	70,000	80,000
Medium workshop / service / repair contractor with 21-- 50 employees	No. of employees	30,000	50,000
Small workshop / service / repair contractor with 6-20 employees	No. of employees	15,000	20,000
Mini manufacturer / workshop / factory / contractor/posho mill/printers with up to 5 employees	No. of employees	10,000	15,000

14) That the Schedule of the Nairobi City County Alcoholic Drinks and Licensing Act, 2014 be amended by revising the charges with respect to the items contained therein while taking into account the following amendments for the respective items contained in Clause 22 of Part VII of the Bill:-

Type of License	Unit of Measure	Proposed Charge	Amended Charge
General retail alcoholic drinks license - in respect of premises situated within the County	Annual	50,000	100,000
General retail alcoholic drinks license (Off license) - in respect of premises situated within the County	Annual	25,000	50,000

15) That the Bill be amended by deleting Clause 23 appearing in Part VII in its entirety.

16) That the Bill be amended by deleting Part VIII titled “Nairobi City County Solid Waste Management Act, 2015” in its entirety.

**17) New Clause 28A**

That Part IX of the Bill titled “The Nairobi City County Revenue Administration Act, 2021” be amended by inserting the following new Clause 28A–

That the Nairobi City County Revenue Administration Act, 2021 be amended by inserting the following new section immediately after section 11A to read as follows: -

11A. Whistle blower reward

- (1) The Executive Committee Member may, upon the recommendation of the County Revenue Administrator reward any person for information leading to the identification or recovery of unpaid revenue:

Provided that this section shall not apply to any staff of the County Assembly Service Board, County Public Service Board or the Authority or any other corporation of the Nairobi City County Government.

- (2) The reward payable under subsection (1) shall be

With respect to payment of a penalty prescribed by any revenue law and shall be fifty per centum of the penalty paid or Kshs. One hundred thousand, whichever is the lesser.

- (3) The Executive Committee Member shall prescribe guidelines for implementation of the whistle blower policy under this section.

#### 18) New Clause 28B

That Part IX of the Bill titled “The Nairobi City County Revenue Administration Act, 2021” be amended by inserting the following new Clause 28A–

That the Nairobi City County Revenue Administration Act, 2021 be amended by inserting the following new section immediately after section 38A to read as follows: -

#### 38A. Compounding of Offences

- (1) The County Revenue Administrator may, where he is satisfied that a person has committed an offence under a revenue law, compound the offence and may order that person to pay such sum of money, not exceeding the amount of the fine to which he or she would have been liable if he or she had been prosecuted and convicted for the offence, as the County Revenue Administrator may think fit and the County Revenue Administrator may order anything liable to forfeiture in connection therewith to be condemned:

Provided that the County Revenue Administrator shall not exercise his or her powers under this section unless the person admits in writing that he or she has committed the offence and requests for the offence to be dealt with in accordance with this section.

- (2) For the purposes of subsection (2), the County Revenue Administrator shall constitute a committee of not less than three officers to consider applications for compounding of offences.



(3) An order by the County Revenue Administrator in accordance with this section shall –

- (a) be in writing and executed by an authorized officer, the offender, and witnessed officer;
- (b) specify the name of the offender, the offence committed, the sum of money ordered by the County Revenue Administrator to be paid, and the date or dates on which payment is to be made;
- (c) have a copy of the written admission referred to under subsection (2) attached;
- (d) be served on the offender; and
- (e) on production in any court, be treated as proof of the conviction of the offender for the offence specified, and may be enforced in the same manner as a decree of a court for the payment of the amount stated therein.

(4) If the County Revenue Administrator compounds an offence under this section, the offender shall not be liable for prosecution or penalty in respect of same act or omission, the subject of the compounded offence except where authorized by the Director of Public Prosecutions.

#### 19) New Clause 28 C

That Part IX of the Bill titled “The Nairobi City County Revenue Administration Act, 2021” be amended by inserting the following new Clause 28B–

That the Nairobi City County Revenue Administration Act, 2021 be amended by inserting the following new section immediately after section 39 to read as follows: -

#### **39A Notice to appear before the County Revenue Administrator**

Where the County Revenue Administrator is satisfied that a person has committed an offense under a revenue law, the County Revenue Administrator may, by notice in writing, require the person to appear before him.

20) That the Bill be amended by deleting Part X titled “Nairobi City County Regularization of Development Act, 2015” in its entirety.

