


SPECIAL ISSUE



Nairobi City County Gazette Supplement No. 22 (Acts No. 8)



REPUBLIC OF KENYA

NAIROBI CITY COUNTY GAZETTE SUPPLEMENT

ACTS, 2015

NAIROBI, 25th November, 2015

CONTENT

Act—

PAGE

The Nairobi City County Finance Act1

CLERK
NAIROBI CITY
COUNTY ASSEMBLY
P. O. Box 45844-00100
NAIROBI

NAIROBI CITY COUNTY FINANCE ACT, 2015

No. 8 of 2015

Date of Assent: 20th November, 2015.

Date of Commencement: See Section 1

AN ACT of the Nairobi City County Assembly to amend County legislation relating to taxes, fees and charges for services, and for other revenue raising measures by the county government; and for matters incidental thereto

ENACTED by the Nairobi City County Assembly as follows—

PART I—PRELIMINARY

1. This Act may be cited as the Nairobi City County Finance Act, 2015 and shall come into operation on such a date as the County Executive Committee Member for Finance, with the concurrence of the Governor, may appoint and different dates may be appointed for different provisions.

Short title and
Commencement.

2. The Nairobi City County Finance Act, 2013, is hereinafter referred to as the Finance Act, 2013, is amended by—

Amendment of
the short title,
etc of the
Nairobi City
County Finance
Act, 2013.

(a) deleting the Short Title thereto and substituting therefor the following new Short title—

“the Nairobi City County Revenue Act, 2015.”

(b) adjusting the Long Title to accord with the new Short Title.

(c) The Finance Act, 2013 is amended in the Schedule thereof in the manner set out in the Schedule herein.

SCHEDULE

1. In the Section headed ‘City Inspectorate Services in part 1.2, by deleting and revising the charges as set out in the charges column in respect of the following items as shown in the table -

| <i>Sale of Dogs</i> | | | <i>Charges</i> |
|---------------------|------|--|----------------|
| Exotic | Each | | 10,000 |
| Mongrel | Each | | 2,000 |

| <i>Treatment</i> | | | |
|---------------------------|--------------|--|-------|
| Ticks and fleas | Per instance | | 1,000 |
| Rabies injection per dog | Per instance | | 3,000 |
| Parvo injection per puppy | Per instance | | 300 |
| De-worming per dog / goat | Per instance | | 150 |
| <i>Sale of Puppies</i> | | | |
| Exotic | Each | | 5,000 |
| Mongrel | Each | | 1,000 |

2. By inserting the following new section immediately after the section titled city inspectorate services


1.3 FIRE AND RESCUE DEPARTMENT

| ITEM DESCRIPTION (Fire inspection compliance certificate) | UNIT OF MEASURE | | CHARGES |
|--------------------------------------------------------------|-----------------|--|---------|
| Small petrol stations | Per Year | | 6,000 |
| Commercial and industrial premises and offices | Per Year | | 4,500 |
| Premises storing dangerous inflammable materials | Per Year | | 12,000 |
| Large petrol stations | Per Year | | 17,500 |
| HIGH RISE BUILDINGS | | | |
| Up to 4 floors | Per Year | | Nil |
| Up to 10 Floors | Per Year | | Nil |
| 10 Floors and above | Per Year | | Nil |
| COMMERCIAL BUILDINGS | | | |
| Up to 4 floors | Per Year | | 12,000 |
| Up to 10 floors | Per Year | | 14,000 |
| 10 floors and above | Per Year | | 25,000 |
| PLANT INDUSTRIES | | | |
| Medium plant industries | Per Year | | 12,000 |
| Large Plant industries | Per Year | | 25,000 |
| PETROLEUM TANKERS | | | |
| Tankers | Per year | | 10,000 |

2015

Nairobi City County Finance

3



No. 8

BANKING INSTITUTIONS

| | | |
|-----------------------------|----------|--------|
| Small Banking Institutions | Per year | 4,500 |
| Medium Banking Institutions | Per year | 12,000 |
| Large Banking Institutions | Per year | 25,000 |

LEARNING INSTITUTIONS

| | | |
|------------------------------|----------|--------|
| Small Learning Institutions | Per year | 4,500 |
| Medium Learning institutions | Per year | 12,000 |
| Large Learning Institutions | Per year | 25,000 |

LPG Bulk Storage(over 500KG)

Per year

6,000

HOSPITALS

| | | |
|------------------|----------|--------|
| Medium Hospitals | Per year | 12,000 |
| Large Hospitals | Per year | 25,000 |

CHEMIST

| | | |
|----------------|----------|--------|
| Small Chemists | Per year | 6,500 |
| Large Chemists | Per year | 12,000 |

PHARMACEUTICALS

| | | |
|------------------------|----------|--------|
| Medium Pharmaceuticals | Per year | 12,000 |
| Large Pharmaceuticals | Per year | 25,000 |

CLINICS

| | | |
|---------------------------|----------|--------|
| Small Clinics | Per year | 4,500 |
| Medium Clinics | Per year | 12,000 |
| Medium Hostels and Hotels | Per year | 12,000 |
| Large Hostels and Hotels | Per year | 25,000 |

LAW FIRMS

| | | |
|------------------|----------|--------|
| Small Law Firms | Per year | 4,500 |
| Medium Law Firms | Per year | 12,000 |
| Large Law Firms | Per year | 25,000 |

NGO'S

| | | |
|--------------|----------|--------|
| Small NGO's | Per year | 4,500 |
| Medium NGO's | Per year | 12,000 |
| Large NGO's | Per year | 25,000 |

| CHURCHES | | | |
|-------------------------------------------------|------------------------------------------------|--|---------|
| Small churches | Per year | | 2,000 |
| Medium churches | Per year | | 4,000 |
| Large churches | Per year | | 10,000 |
| TRAINING | | | |
| Fire Safety Awareness | 1 to 2 days per person | | 25,000 |
| Fire Marshall Course | 5 days per person per week | | 75, 000 |
| Conducting Fire Evacuation | Turnout Fee | | 16,500 |
| | Drill in premises(observers) per person | | 10,000 |
| Fire Fighting Course(Recruit Foundation Course) | 3 months county staff per person per week | | 10,000 |
| | Private organization staff per person per week | | 15,000 |
| PREMISES | | | |
| Hardware | Small | | 4,500 |
| | Large | | 12,000 |
| Shops | Small to Medium | | 4,500 |
| | Large | | 12,000 |
| Malls | | | 25,000 |
| Cafes | Per Cert | | 5,000 |
| Fish and Chips (no eating) | Per Cert | | 2,500 |
| Milk shop/bar | Per Cert | | 2,500 |
| Traditional beer | Per Cert | | 3,000 |
| Juice parlour | Per Cert | | 2,500 |
| Supermarkets | Small | | 4,500 |
| | Large | | 12,000 |
| Diesel-Own use | | | 4,500 |

| Item Description | Unit of Measure | | CHARGES |
|----------------------------------------------------------------------|-----------------|--|---------|
| Special services other than fire fighting | | | |
| Opening door lock for tenant | Per instance | | 2,500 |
| Standby against fire risk | Per hour | | 7,000 |
| Sale and Service of Fire Equipment | Per item | | 17,500 |
| Inspection and hydraulic test of dry and wet riser | Per instance | | 10,000 |
| A.S.K. show per person | Per day | | 2,000 |
| A.S.K. show fire engine | Whole event | | 70,000 |
| Use of turn-able ladder or hydraulic platform | Per hour | | 7,500 |
| Removal of fallen trees | Per hour | | 5,000 |
| Removal of bees | Per instance | | 5,000 |
| Pumping out flooding | Per hour | | 5,000 |
| Binding suction hose coupling | Labour | | 2,000 |
| Binding suction hose coupling | Materials | | 4,000 |
| Scrutinization of Building plans | Per plan | | 12,000 |
| Inspection of new premises before issuance of occupation certificate | Per Visit | | 5,000 |
| Fire maintenance technicians (hydrant inspectors) | per premises | | 6,000 |
| Repair of delivery hose per patch | Labour | | 1,500 |
| Repair of delivery hose per patch | Material | | 2,500 |
| Opening of lifts | Per instance | | 10,000 |
| Training of local authority firemen per person | Per week | | 10,000 |
| Training of private firemen per person | Per day | | 10,000 |
| Binding delivery hose coupling | Labour | | 1,500 |
| Binding delivery hose coupling | Material | | 2,500 |
| Hire of one hose length or part of thereof | Per unit | | 1,500 |
| Inspection of fire extinguisher (excluding refill per extinguisher) | Per unit | | 1,500 |

| | | | |
|---------------------------------------|--------------|--|-------|
| Hire of ladder | Per day | | 7,000 |
| Hire of van for requested inspections | Per instance | | 5,000 |
| Refill of BA cylinder (any capacity) | Per unit | | 2,500 |
| Hire of special purposes rope | Per day | | 2,500 |
| Hire of standible | Per unit | | 2,500 |
| Inspection of petroleum tanker | Annual | | 6,500 |
| Use of portable fire extinguisher | Per unit | | 2,000 |

FIRE VEHICLES AND SERVICES

| Item Description | Unit of Measure | | CHARGES |
|------------------------------------------------------|-----------------|--|---------|
| Foam tender | | | |
| Turn out fee | Per instance | | 16,500 |
| For each proceeding hour | Per hour | | 5,000 |
| Use of foam compound per one imp. Gallon | Per litre | | 5,000 |
| Water tenders | | | |
| Turn out fee | Per instance | | 2,000 |
| For each proceeding hour | Per hour | | 10,000 |
| Portable pumps | | | |
| Turn out fee including transport | Per instance | | 5,000 |
| For each proceeding hour | Per hour | | 3,000 |
| Service van | | | |
| Turn out fee including transport | Per instance | | 5,000 |
| For each proceeding hour | Per hour | | 3,000 |
| 50m turn-able ladder / 30m Hydraulic platform | | | |
| Turn out fee including transport | Per instance | | 5,000 |
| For each proceeding hour | Per hour | | 20,000 |

FIRE PERSONNEL ATTENDANCE FEE

| | | | |
|---------------------------|----------|--|-------|
| Chief fire officer | | | |
| First hour of attendance | Per hour | | 3,000 |
| For each proceeding hour | Per hour | | 1,500 |

| | | | |
|---------------------------------------------------------|--------------|--|-------|
| ACFD/DIC / officers | | | |
| First hour of attendance | Per hour | | 2,000 |
| For each proceeding hour | Per hour | | 1,500 |
| Station officer | | | |
| First hour of attendance | Per hour | | 2,000 |
| For each proceeding hour | Per hour | | 1,000 |
| Fireman / other ranks – For each proceeding hour | Per hour | | 2,000 |
| Supply of fire report | Per instance | | 1,500 |
| Change of details | Per instance | | 600 |

3. By inserting a new Section immediately before Section 1 as follows;

In Part 2.1 delete the following items appearing in the Section headed Land Rates and substitute therefore the following new section—

LAND RATES

| | | | |
|-----------------------------------------------------------------------------------------------------------------------------|-----|--|-----|
| Private and Public Valuation plots | | | |
| Residential plots | USV | | 25% |
| Commercial plots | USV | | 25% |
| Agricultural plots | USV | | 25% |
| ABOVE CHARGES OR 0.12% OF NEW USV | | | |
| <i>(NB: USV means "Unimproved Site Value")</i> | | | |
| <i>Land values have increased in all areas at an average rate of 400 times since the 1982 valuation roll as shown below</i> | | | |

4. By deleting the section headed Informal sector in Part 2.3.

5. In the Section headed Parks and Recreation Services in part 3.1 by deleting and revising the charges as set out in the charges column in respect of the following items as shown in the table —

| Item Description | UNIT OF MEASURE | | CHARGES |
|-------------------------------------------------|-----------------|--|---------|
| <i>Use of Uhuru Park</i> | | | |
| Political Rallies using lawns | Per day | | 100,000 |
| <i>Use of Central Park</i> | | | |
| Flagging off ceremonies not exceeding two hours | Per hour | | 5,000 |

| Item Description | UNIT OF MEASURE | | CHARGES |
|-------------------------------------------------|-----------------|--|---------|
| Political Rallies using lawns | Per day | | 100,000 |
| Lunch time preaching on lawns | Per day | | 500 |
| <i>Use of Jeevanjee Gardens</i> | | | |
| Flagging off ceremonies not exceeding two hours | Per hour | | 3,000 |
| Lunch time preaching on lawns | Per day | | 500 |
| Religious rallies on lawns | Per day | | 20,000 |
| <i>Use of Kamukunji</i> | | | |
| Political Rallies using lawns | Per day | | 100,000 |
| Religious Rallies using laws | Per day | | 20,000 |
| Lunch time preaching on lawns | Per day | | 500 |
| <i>Use of City Park</i> | | | |
| Clearance certificate of vendors | Per annum | | 10,000 |
| Shooting of gospel music | Per hour | | 5,000 |
| Shooting of secular music | Per hour | | 5,000 |
| Commercial advertisement in parks | Per hour | | 10,000 |
| Charitable organization | Per hour | | 3,000 |

6. In the Section headed Gardening Services in Part 3.2, by deleting and revising the charges as set out in the charges column in respect of the following items as shown in the table –

| Item Description | UNIT OF MEASURE | | CHARGES |
|------------------------------------------------------------------------------------|-----------------|--|---------|
| Hire of brush cutter | Per hour | | 2,000 |
| Hire of lawn mower | Per hour | | 3,000 |
| Licence to operate plant nursery | Per annum | | 10,000 |
| Landscape permit (frontage) | Per annum | | 5,000 |
| Landscape permit (placement of potted flowers on frontages of commercial premises) | Per annum | | 10,000 |

7. In the Section headed Amusement/ Recreation Services in Part 3.3, by inserting the following new item—

| Item Description | UNIT OF MEASURE | | CHARGES |
|----------------------|-----------------|--|---------|
| Hire of Water bowser | | | 500 |
| Fixed swing | Per seat /day | | 100 |
| Mobile/manual swing | Per seat /day | | 50 |
| Bouncing castle | Per seat /day | | 2,500 |

8. In the Section headed Solid Waste Management Services in Part 3.4 by deleting and revising the charges as set out in the charges column in respect of the following items as shown in the table—

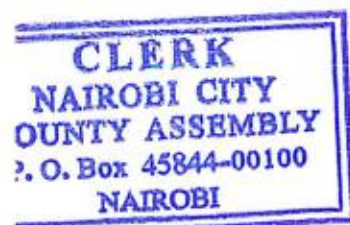
| Item Description | UNIT OF MEASURE | | CHARGES |
|----------------------------------------|-----------------|--|---------|
| Environmental levy | | | |
| Franchise Fee | Per annum/gross | | 15% |
| Collection and tipping of construction | Per ton | | 5,000 |

Hire of machinery-Dry Rates

| | | | |
|------------------------|----------------|--|--------|
| Garbage truck | Per hour | | 5,000 |
| Noise Pollution permit | | | |
| Stationery | Per event | | 2,200 |
| Mobile | Per event | | 10,000 |
| Exhausters per truck | | | |
| 0-3 | Per unit/ year | | 5,000 |
| 4-10 | Per unit/year | | 10,000 |
| 11-30 | Per unit/year | | 20,000 |
| Beyond 30 | Per unit/year | | 30,000 |

9. In the Section headed EPM Services in Part 3.5 by deleting and revising the charges as set out in the charges column in respect of the items as shown in the table —

| Item Description | UNIT OF MEASURE | | CHARGES |
|-------------------------------------------|------------------|--|---------|
| Rent for Public Toilets (up market areas) | Per Toilet/month | | 20,000 |



| Item Description | UNIT OF MEASURE | | CHARGES |
|------------------------------------------------|---------------------|--|---------|
| Rent for Public Toilets (low market areas) | Per Toilet/ month | | 20,000 |
| Permit for Mobile Toilet | Per Unit/month | | 5,000 |
| Recycling Permit | Per facility | | 10,000 |
| Registration of Environmental CBO's | Per CBO/ annum | | 5,000 |
| Quarrying Permit | Per acre | | 0 |
| Transportation of Soil from construction sites | Per permit/ per ton | | 1,000 |
| Permit for Mobile Toilet | | | |
| 1-10 | Per unit /annum | | 10,000 |
| Btwn 11-20 | | | 25,000 |
| Btwn 21-50 | | | 35,000 |
| Above 50 | | | 45,000 |
| Recycling Permit | Per facility/annum | | |
| | Small | | 10,000 |
| | Medium | | 15,000 |
| | Large | | 20,000 |
| Transportation of special waste permit | Per permit /annum | | 10,000 |

10. In the Section headed Health Sector under the item headed Public Health Services in Part 4.1, by inserting the following new items

| Item Description | UNIT OF MEASURE | | CHARGES |
|----------------------------------|-----------------|--|---------|
| Inspection | | | |
| Private health facility | | | 10,000 |
| Institutional health certificate | | | 10,000 |

11. In the Section headed Health Sector, under the item headed Public Health Services in Part 4.1, by deleting and revising the charges as

set out in the charges column in respect of the following items as shown in the table—

| Item Description | UNIT OF MEASURE | | CHARGES |
|-----------------------------|-----------------|--|---------|
| Food Hygiene License | | | |
| Restaurant | Per cert | | 15,000 |
| Supermarket | Per Cert | | 20,000 |
| Hypermarket | Per Cert | | 60,000 |
| Eating House/ Fish & Chips | Per Cert | | 10,000 |
| Cafes | Per Cert | | 10,000 |
| Proprietary Liquor | Per Cert | | 15,000 |
| General Retail Liquor | Per Cert | | 7,000 |
| Wholesale Liquor | Per Cert | | 7,000 |
| Hotel Liquor | Per Cert | | 15,000 |
| Outside catering services | Per cert | | 7,000 |
| Eating House | Per Cert | | 7,000 |
| Food Packaging | Per cert | | 7,000 |
| Butchery | Per cert | | 7,000 |
| Dairy | Per cert | | 7,000 |
| Fish and chips (no eating) | Per cert | | 2,500 |
| Milk shop/bar | Per cert | | 2,500 |
| Snack bar | Per Cert | | 7,000 |
| Fishmonger | Per Cert | | 7,000 |
| Commercial kitchen | Per Cert | | 7,000 |
| Flourmill (Factory) | Per Cert | | 50,000 |
| Posho mill | Per Cert | | 3,000 |
| Food manufacturing plant | Per Cert | | 50,000 |

| | | | |
|-----------------------------------------------|-----------|--|--------|
| Large slaughter house (100 animal and above) | Per Cert | | 50,000 |
| Small slaughter house (below 100 animals) | Per Cert | | 7,000 |
| Food kiosk | Pert Cert | | 2,000 |
| Mobile food kiosk | Per Cert | | 10,000 |
| Catering type trucks | | | 10,000 |
| Mobile cookers and Barbeque | Per Cert | | 2,000 |
| Frozen food trucks | Per Cert | | 10,000 |
| Concession | Per Cert | | 5,000 |
| Outdoor food and drinks | Per Cert | | 2,000 |
| Bakery | Per cert | | 7,000 |
| Bar and Restaurant | Per cert | | 7,000 |
| Large brewers' license(10,000 Ltrs and above) | Per cert | | 50,000 |
| Medium brewers(5,000-10,000 Ltrs) | Per cert | | 20,000 |
| Small Brewer (Below 5,000 Ltrs) | Per cert | | 7,000 |
| Theatre alcoholic drinks license | Per cert | | 5,000 |
| Temporary/occasional license | Per cert | | 2,000 |
| Off license (supermarket) | Per cert | | 7,000 |

Food Hygiene License

| | | | |
|-----------|----------|--|-------|
| Stockists | Per cert | | 7,000 |
|-----------|----------|--|-------|

| | | | |
|------------------|----------|--|-------|
| Poultry Shop | Per cert | | 7,000 |
| Hostel | Per cert | | 7,000 |
| Guest house | Per cert | | 7,000 |
| Traditional beer | Per cert | | 7,000 |
| Soda distributor | Per cert | | 7,000 |
| Juice parlor | Per cert | | 2,500 |

| | | | |
|-----------------------------------------------------------------------------------------------------------|---------------|--|-------|
| Ambulance Service | | | |
| Within a radius of 20-30 Kms | Day and Night | | 3,500 |
| Staff members paying cash or through salary deduction signing relevant forms and producing ID and payslip | Per instance | | 1,500 |
| Outside Nairobi boundaries e.g. Ngong, Athi River, Ongata Rongai, Kikuyu hospital, Nazareth, Kiambu town | Per instance | | 5,500 |

12. In the Section headed Health Sector, under the item headed Pumwani Maternity Hospital in Part 4.2, by deleting and revising the charges as set out in the charges column in respect of the following items as shown in the table –

| Item Description | UNIT OF MEASURE | | CHARGES |
|----------------------------|-----------------|--|---------|
| <i>Laboratory</i> | | | |
| Antibody screening | Per test | | 600 |
| Hemoglobin estimation | Per test | | 200 |
| Hemoglobin electrophoresis | Per test | | 600 |
| Heizbodies preparation | Per test | | 600 |
| Ham test | Per test | | 600 |
| Packed cell volume | Per test | | 400 |

CLERK
NAIROBI CITY
COUNTY ASSEMBLY
P. O. Box 45844-00100
NAIROBI

| Item Description | UNIT OF MEASURE | | CHARGES |
|--------------------------------------------|-----------------|--|---------|
| Total blood count complete hicrograms | Per test | | 600 |
| Total blood count and ESR | Per test | | 600 |
| White cell count and differential | Per test | | 600 |
| Rheumatoid arthritis factor (RAF) | Per test | | 400 |
| Hepatitis B surface antigen (HAB) | Per test | | 600 |
| Sickle cell test | Per test | | 250 |
| Blood sugar | Per test | | 350 |
| Glucose tolerance test 2.5. hour | Per test | | 600 |
| Occult blood in stool | Per test | | 350 |
| Serum bilirubin | Per test | | 350 |
| Serum electrolytes (urea and electrolytes) | Per test | | 600 |
| Creatinine | Per test | | 350 |
| Uric acid | Per test | | 350 |
| Blood urea | Per test | | 500 |
| Blood chloride | Per test | | 350 |
| Liver function test | Per test | | 600 |
| Lipid Profiles | Per test | | 600 |
| Platelet Count | Per test | | 350 |
| Indirect Coombs | Per test | | 600 |
| L.E. cell preparation and examination | Per test | | 600 |
| Monospot | Per test | | 600 |
| VDRL, USR and RPR | Per test | | 600 |
| Urine routine miscroscopy and biochemistry | Per test | | 600 |
| Culture and Sensitivity | Per test | | 600 |
| Specify gravity | Per test | | 600 |
| Feaces routine microscopv | Per test | | 350 |
| Serum proteins | Per test | | 350 |
| Urea clearance | Per test | | 600 |

| Item Description | UNIT OF MEASURE | | CHARGES |
|----------------------------------------|-----------------|--|---------|
| CSF microscopy biochemistry | Per test | | 350 |
| Microscopy & biochemistry (analysis) | Per test | | 350 |
| Swabs microscopy culture & sensitivity | Per test | | 600 |
| Microscopy culture | Per test | | 200 |
| Agglutination / haemoglulivation test | Per test | | 350 |
| Blood culture and sensitivity | Per test | | 600 |
| RPR (VDRL), TPHA | Per test | | 350 |
| <i>Laboratory Charges</i> | | | |
| Haemogram | Per test | | 450 |
| Packed Cell Volume | Per test | | 150 |
| ESR | Per test | | 150 |
| Bleeding Time | Per test | | 150 |
| Clotting Time | Per test | | 150 |
| Blood smear malaria parasites | Per test | | 150 |
| Hemoglobin | Per test | | 150 |
| APTT | Per test | | 350 |
| Blood group | Per test | | 150 |
| Direct coombs test | Per test | | 250 |
| Indirect Coombs test | Per test | | 250 |
| Le Preparation | Per test | | 250 |
| <i>Serology Tests</i> | | | |
| HIV screening | Per test | | 600 |
| Hepatitis B Antigen | Per test | | 600 |
| ASOT | Per test | | 350 |
| Helicobacter pylori | Per test | | 1,150 |
| TB serology | Per test | | 450 |
| Hepatitis B Antibodies | Per test | | 850 |
| Antinuclear factor | Per test | | 850 |

CLERK
NAIROBI CITY
COUNTY ASSEMBLY
P. O. Box 45844-00100
NAIROBI

| Item Description | UNIT OF MEASURE | | CHARGES |
|---------------------------------|-----------------|--|---------|
| Biochemistry | | | |
| Serum Amylase | Per test | | 450 |
| Alkaline Phosphates | Per test | | 300 |
| Acid Phosphates | Per test | | 550 |
| Serum Chloride | Per test | | 350 |
| Creatinine clearance Test | Per test | | 300 |
| Liver function tests | Per test | | 850 |
| Cardiac enzymes | Per test | | 1,200 |
| Thyroid function test | Per test | | 1,100 |
| Gamma GT | Per test | | 300 |
| Serum TIBC | Per test | | 600 |
| C.P.K | Per test | | 450 |
| Magnesium Levels | Per test | | 300 |
| Folic acid | Per test | | 1,350 |
| Serum lactate | Per test | | 800 |
| Vitamin B 12 | Per test | | 950 |
| Microbiology Parasitology | | | |
| Urine urinalysis | Per test | | 100 |
| Occult Blood Instool | Per test | | 100 |
| Urine/Stool culture | Per test | | 350 |
| Cultures | Per test | | 350 |
| Blood Culture | Per test | | 600 |
| KOH Preparation | Per test | | 100 |
| Indian Ink Prep | Per test | | 100 |
| CSF Protein CL | Per test | | 300 |
| CSF Culture | Per test | | 350 |
| Complete Semen Analysis | Per test | | 350 |
| Semen Analysis +C/S | Per test | | 300 |
| Elisha blood screening for Aids | Per test | | 600 |

13. In the Section headed Health Sector, under the item headed City Mortuary in Part 4.3, by deleting and revising the charges as set out in the charges column in respect of the following items as shown in the table —


| Item Description | UNIT OF MEASURE | | CHARGES |
|------------------------------------|-----------------|--|---------|
| <i>Documentation</i> | | | |
| Burial permit | Per permit | | 500 |
| Burial search fee | Per instance | | 500 |
| A copy of certified death register | Per copy | | 500 |
| Death after 5 years | Per instance | | 500 |

14. In the Section headed Health Sector under the item headed Graves in Part 4.4 by deleting and revising the charges as set out in the charges column in respect of the following items as shown in the table —

| Item Description | UNIT OF MEASURE | | CHARGES |
|--------------------------|-----------------|--|---------|
| <i>Grave reservation</i> | | | |
| Adults | Per body | | 50,000 |

15. In the Section headed Health Sector under the item headed Langata Cemetery- Area A- Permanent Graves in Part 4.5 by deleting and revising the charges as set out in the charges column in respect of the following items as shown in the table—

| Item Description | UNIT OF MEASURE | | CHARGES |
|-----------------------------------------------|-----------------|--|---------|
| <i>Citizens dying within Nairobi area</i> | | | |
| Adults | Per body | | 30,500 |
| Children | Per body | | 22,500 |
| Infants | Per body | | 15,500 |
| <i>Citizens dying outside Nairobi area</i> | | | |
| Adults | Per body | | 40,000 |
| Children | Per body | | 28,500 |
| Infants | Per body | | 21,500 |
| <i>Non citizens dying within Nairobi area</i> | | | |
| Adults | Per body | | 50,000 |



| Item Description | UNIT OF MEASURE | | CHARGES |
|-----------------------------------------------|-----------------|--|---------|
| Children | Per body | | 35,000 |
| Infants | Per body | | 27,500 |
| Non citizens dying outside Nairobi area | | | |
| Adults | Per body | | 50,000 |
| Children | Per body | | 35,000 |
| Infants | Per body | | 26,500 |
| <i>Temporary Graves</i> | | | |
| <i>People dying within Nairobi area</i> | | | |
| Adults | Per body | | 7,000 |
| Children | Per body | | 4,000 |
| <i>Burial certificates (permanent graves)</i> | | | |
| Graves reservation irrespective of age | Per instance | | 50,000 |
| Permanent grave allocation | Per instance | | 1,000 |
| Temporary grave allocation | Per instance | | 800 |
| Grave maintenance | Per instance | | 5,000 |
| <i>Grave re-opening</i> | | | |
| Adults | Per instance | | 50,000 |
| Children | Per instance | | 35,000 |
| Infants | Per instance | | 25,000 |
| <i>Cremation charges</i> | | | |
| Adults | Per instance | | 13,500 |
| Children | Per instance | | 9,000 |
| Infants | Per instance | | 6,000 |
| Shipping cremated materials | Per instance | | 11,250 |
| Cremation certificate and ashes collection | Per instance | | 900 |
| Scattering of ashes | Per instance | | 1,500 |
| Medical reference for clearance certificate | Per instance | | 900 |
| Pathologist carrying out post-mortem | Per instance | | 2,000 |

| Item Description | UNIT OF MEASURE | | CHARGES |
|---------------------------------------------------|-----------------|--|---------|
| Attendants | Per instance | | 600 |
| <i>Embalming</i> | | | |
| Adults | Per instance | | 2,500 |
| Children | Per instance | | 2,000 |
| <i>Staff payment re-chargeable –(exhumations)</i> | | | |
| Tomb top construction | Once | | 7,000 |

16. In the Section headed Physical Planning, Lands and Housing under the item headed Physical Planning Services in Part 5.1 by deleting and revising the charges as set out in the charges column in respect of the following items as shown in the table -

| ITEM DESCRIPTION | | CHARGES |
|-----------------------------------------------------------------------------|--|---------|
| Evaluation of NEMA reports | | 0 |
| Preliminary development applications (technical review and commenting only) | | 5,000 |
| Letters of no objection on development proposals | | 15,000 |
| Certification of valid(not expired) approval lost | | 5,000 |
| Renewal of development application | | |
| Extension of use | | 30,000 |

17. In the Section headed Physical Planning, Lands and Housing under the item headed Evaluation of Building Plans and Permits in Part 5.2, by deleting and revising the charges as set out in the charges column in respect of the following items as shown in the table below-

| EVALUATION OF BUILDING PLANS, INSPECTIONS AND PERMITS | | |
|-------------------------------------------------------|--|-----------------------------------------------------------------------------------------------------------------------------------------------------------------------|
| New Domestic Class | | CHARGES |
| 0—46 sq.m | | All new (Domestic Class) submissions to be charged at 0.5% cost of the proposed construction based on the prevailing Joint Building Council (JBC or equivalent) rates |
| 46—93 sq.m | | |
| 93—140 sq.m | | |
| 140—186 sq.m | | |
| 186—240 sq.m | | All new (Domestic Class) submissions to be charged at 0.5% cost of the proposed |
| 240—294 sq.m | | |

| | | |
|-------------------------------------------------------------------------------|--|--------------------------------------------------------------------------------------------------------------------------------------------------------------------------|
| 294—350 sq.m | | construction based on the prevailing Joint Building Council (JBC or equivalent) rates |
| 350—400 sq.m | | |
| 400—465 sq.m | | All new (Domestic Class) submissions to be charged at 0.5% cost of the proposed construction based on the prevailing Joint Building Council (JBC or equivalent) rates |
| 465—530 sq.m | | |
| 530—595 sq.m | | |
| 595—660 sq.m | | |
| 660—725 sq.m | | All new (Domestic/Warehouse/Public Class) submissions to be charged at 0.5%. |
| 725—790 sq.m | | |
| 790—930 sq.m For every additional 93 sq.m or part thereof of over 930 sq.m | | All new (Domestic/Warehouse/Public Class) submissions to be charged at 0.5% |
| Renewal Domestic Class | | |
| 0—46 sq.m | | 400 |
| 46—93 sq.m | | 600 |
| 93—140 sq.m | | 800 |
| 140—186 sq.m | | 1,000 |
| 186—240 sq.m | | 1,200 |
| 240—294 sq.m | | 1,400 |
| 294—350 sq.m | | 1,600 |
| 350—400 sq.m | | 1,800 |
| 400—465 sq.m | | 2,000 |
| 465—530 sq.m | | 2,200 |
| 530—595 sq.m | | 2,400 |
| 595—660 sq.m | | 2,600 |
| 660—725 sq.m | | 2,800 |
| 725—790 sq.m | | 3,000 |
| 790—855 sq.m | | 3,200 |
| 855—930 sq.m | | 3,400 |
| For every additional 93 sq. m or part there of over 930sq.m | | 100 |
| New Public Class | | Charges |
| 0—46 sq.m | | All new (Domestic/Warehouse/Public Class) submissions to be charged at 0.5% cost of the proposed construction based on the prevailing Joint Building Council (JBC) rates |
| 46—93 sq.m | | |
| 93—140 sq.m | | |
| 140—186 sq.m | | |

| | | |
|---------------------------------------------------------------|--|--------------------------------------------------------------------------------------------------------------------------------------------------------------------------|
| 186—240 sq.m | | All new (Domestic/Warehouse/Public Class) submissions to be charged at 0.5% cost of the proposed construction based on the prevailing Joint Building Council (JBC) rates |
| 240—294 sq.m | | |
| 294—350 sq.m | | |
| 350—400 sq.m | | |
| 400—465 sq.m | | All new (Domestic/Warehouse/Public Class) submissions to be charged at 0.5% cost of the proposed construction based on the prevailing Joint Building Council (JBC) rates |
| 465—530 sq.m | | |
| 530—595 sq.m | | |
| 595—660 sq.m | | |
| 660—725 sq.m | | All new (Domestic/Warehouse/Public Class) submissions to be charged at 0.5% |
| 725—790 sq.m | | |
| 790—855 sq.m | | |
| 855—930 sq.m | | |
| For every additional 93 sq.m or part thereof of over 930 sq.m | | All new (Domestic/Warehouse/Public Class) submissions to be charged at 0.5% |
| Internal amendments | | Amendments/alterations/conversions to be charged at 0.1% of the proposed cost based on ditto but If no construction costs arising a flat rate of 15,000 per submission |
| Conversions | | Amendments/alterations/conversions to be charged at 0.1% of the proposed cost based on ditto but If no construction costs arising a flat rate of 10,000 per submission |
| Renewal Public Class | | |
| 0—46 sq.m | | 800 |
| 46—93 sq.m | | 1,000 |
| 93—140 sq.m | | 1,200 |
| 140—186 sq.m | | 1,400 |
| 186—240 sq.m | | 1,600 |
| 240—294 sq.m | | 1,800 |
| 294—350 sq.m | | 2,000 |
| 350—400 sq.m | | 2,200 |
| 400—465 sq.m | | 2,400 |
| 465—530 sq.m | | 2,600 |
| 530—595 sq.m | | 2,800 |
| 595—660 sq.m | | 3,000 |
| 660—725 sq.m | | 3,200 |
| 725—790 sq.m | | 3,400 |
| 790—855 sq.m | | 3,600 |
| 855—930 sq.m | | 3,800 |
| For every additional 93 sq.m or part thereof of over 930 sq.m | | 120 |



| New Offices, Warehouse /Shops Class | | CHARGES |
|---------------------------------------------------------------|--|----------------------------------------------------------------------------------------------------------------------------------------------------------------------------------|
| 0—46 sq.m | | All new (Domestic/Warehouse/Public) submissions to be charged at 0.5% cost of the proposed construction based on the prevailing Joint Building Council (JBC or equivalent) rates |
| 46—93 sq.m | | |
| 93—140 sq.m | | |
| 140—186 sq.m | | |
| 186—240 sq.m | | All new (Domestic/Warehouse/Public) submissions to be charged at 0.5% cost of the proposed construction based on the prevailing Joint Building Council (JBC or Equivalent) rates |
| 240—294 sq.m | | |
| 294—350 sq.m | | |
| 350—400 sq.m | | |
| 400—465 sq.m | | All new (Domestic/Warehouse/Public) submissions to be charged at 0.5% cost of the proposed construction based on the prevailing Joint Building Council (JBC or equivalent) rates |
| 465—530 sq.m | | |
| 530—595 sq.m | | |
| 595—660 sq.m | | |
| 660—725 sq.m | | All new (Domestic/Warehouse/Public) submissions to be charged at 0.5% cost of the proposed construction based on the prevailing Joint Building Council (JBC or equivalent) rates |
| 725—790 sq.m | | |
| 790—855 sq.m | | |
| 855—930 sq.m | | |
| For every additional 93 sq.m or part thereof of over 930 sq.m | | All new (Domestic/Warehouse/Public) submissions to be charged at 0.5% cost of the proposed construction based on the prevailing Joint Building Council (JBC or equivalent) rates |
| Renewal Offices, Warehouse /Shops Class | | |
| 0—46 sq.m | | 1,000 |
| 46—93 sq.m | | 1,200 |
| 93—140 sq.m | | 1,400 |
| 140—186 sq.m | | 1,600 |
| 186—240 sq.m | | 1,800 |
| 240—294 sq.m | | 2,000 |
| 294—350 sq.m | | 2,200 |
| 350—400 sq.m | | 2,400 |
| 400—465 sq.m | | 2,600 |
| 465—530 sq.m | | 2,800 |
| 530—595 sq.m | | 3,000 |
| 595—660 sq.m | | 3,200 |
| 660—725 sq.m | | 3,400 |
| 725—790 sq.m | | 3,600 |
| 790—855 sq.m | | 3,800 |
| 855—930 sq.m | | 4,000 |
| For every additional 93 sq.m or part thereof of over 930 sq.m | | 200 |

| New Special Density Class | | CHARGES |
|---------------------------------------------------------------|--|-----------------------------------------------------------------------------------------------------------------------------------------------------------------------------------|
| 0—46 sq.m | | All new (Domestic/Warehouse/Public) submissions to be charged at 0.5% cost of the proposed construction based on the prevailing Joint Building Council (JBC or Equivalent) rates |
| 46—93 sq.m | | |
| 93—140 sq.m | | |
| 140—186 sq.m | | |
| 186—240 sq.m | | All new (Domestic/Warehouse/Public) submissions to be charged at 0.5% cost of the proposed construction based on the prevailing Joint Building Council (JBC or Equivalent) rates |
| 24—294 sq.m | | |
| 294—350 sq.m | | |
| 350—400 sq.m | | |
| 400—465 sq.m | | All new (Domestic/Warehouse/Public) submissions to be charged at 0.5% cost of the proposed construction based on the prevailing Joint Building Council (JBC or Equivalent) rates |
| 465—530 sq.m | | |
| 530—595 sq.m | | |
| 595—660 sq.m | | |
| 660—725 sq.m | | All new (Domestic/Warehouse/Public) submissions to be charged at 0.5% cost of the proposed construction based on the prevailing Joint Building Council (JBC or Equivalent) rates |
| 725—790 sq.m | | |
| 790—855 sq.m | | |
| 855 - 930 sq.m | | |
| For every additional 93 sq.m or part thereof of over 930 sq.m | | All new (Domestic/Warehouse/Public) submissions to be charged at 0.75% cost of the proposed construction based on the prevailing Joint Building Council (JBC or Equivalent) rates |

18. In the Section headed Physical Planning, Lands and Housing under the item headed Valuation and Property Management in Part 5.5, by deleting and revising the charges as set out in the charges column in respect of the following items as shown in the table—

| Land Valuation | | | |
|--------------------------|-----------------|--|---------|
| Item | Unit of Measure | | Charges |
| Exemption Inspection fee | Per Visit | | 10,000 |
| Statutory Inspection Fee | Per Visit | | 7,500 |
| Search fees | Per Search | | 1,000 |

19. In the Section headed Physical Planning, Lands and Housing under the item Housing in Part 5.7, by deleting and revising the charges as set out in the charges column in respect of the following items as shown in the table—

| Item Description | UNIT OF MEASURE | | CHARGES |
|------------------------------|-----------------|--|---------|
| Pangani | | | |
| Kariokor- Three bedroom flat | | | 10,000 |
| Embakasi | | | |
| Shop 1 | | | 4,000 |
| Shop 2 | | | 4,000 |
| Shop 3 | | | 4,000 |
| Shop 4 | | | 4,000 |
| Shop 5 | | | 4,000 |
| Shop 6 | | | 4,000 |
| Shop 7 | | | 4,000 |
| Shop 8 | | | 4,000 |
| Shop 9 | | | 5,000 |
| Shop 10 | | | 4,000 |
| Shop 11 | | | 4,000 |
| Shop 12 | | | 4,000 |
| Shop 13 | | | 4,000 |
| Shop 14 | | | 4,000 |
| Shop 15 | | | 5,000 |
| Shop 16 | | | 5,000 |
| Shop 17 | | | 4,000 |

20. In the Section headed Public Works and Infrastructure Sector under the item Highways Services in Part 6.4 by deleting and revising the charges as set out in the charges column in respect of the following items as shown in the table—

6.4 HIGHWAYS SECTION

| Item Description | Unit of Measure | | CHARGES |
|----------------------------|-----------------|--|---------|
| <i>Hire of Lorry (dry)</i> | | | |
| 7 ton | Per hour | | 2,000 |

| | | | |
|------------------------------------------------------------|-----------|--|--------|
| 10 Ton | Per hour | | 3,000 |
| 15 Ton | Per hour | | 4,000 |
| Drivers for 1 and 11 | Hourly | | 200 |
| <i>Dry rate means without fuel</i> | | | |
| Sale of premix | Tonne | | 12,000 |
| Hire of plant and equipment | | | |
| Hire of footpath rollers | Hourly | | 1,000 |
| Rollers (5 ton and above) | Hourly | | 1,500 |
| Hire of Backhoe(dry) | Hourly | | 5,000 |
| Hire of motor grader(dry) | Hourly | | 7,000 |
| Operator | Hourly | | 200 |
| Hire of mobile generator | Hourly | | 600 |
| Operator | Hourly | | 200 |
| Road marking equipment and tractor | Hourly | | 1,000 |
| Operators for above plant(i-x) | Hourly | | 200 |
| Scaffolding(steel) | Per sq. m | | 400 |
| Use of premix plant(dry) | day | | 20,000 |
| Submission fees for traffic study report | | | 20,000 |
| Application fees for authority to dump in designated areas | | | 10,000 |

21. In the Section headed Finance administration and economic planning item number 2.4 by deleting the phrase "Mpesa" and substituting therefor the phrase "Mobile Money transfer services" and by inserting the following new items appropriately—

| COMMUNICATIONS | | |
|----------------------------------------------------------------------------------------------------------------------------------------------------------------------------------------------------------------------------------------------------------------------------|--|---------|
| Includes fixed line and wireless communication providers / IT support companies / private vehicles parking / petrol stations / storage facilities / cold storage facilities. Publishing companies e.g. newspapers, books, texts / radio / TV broadcasters / film producers | | |
| CODES | | |
| 380 Large communications company: over 50 employees & / or premises of 500-1000 sq.m | | 100,000 |
| 385 Medium communications company: 21 - 50 employees & / or premises of 300 - 500 sq.m | | 60,000 |

| | | |
|---------------------------------------------------------------------------------------------------------------------------------------------|--|--------|
| 390 Small communications company: 1 - 20 employees & / or premises of 1 - 300 sq.m | | 35,000 |
| 395 Other communications | | 10,000 |
| FINANCIAL SERVICES | | |
| Bank Head office/branch/money lender/hire purchase/Sacco/co-operative ATM machines/Mortgage providers/Money transfer and bank agency | | |
| CODES | | |
| 650 Money transfer agents and bank agency :over 2 tellers | | 15,000 |
| 695 Other financial services with 1 teller for money transfer /bank agency | | 7,000 |

22. By inserting the following new Section 9.3 immediately after the Section titled Rental Markets – Monthly Rent Per Stall

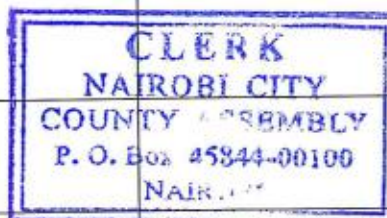
WEIGHTS AND MEASURES

| Particulars of Equipment | INITIAL VERIFICATION | RE-VERIFICATION |
|---------------------------------------------------|----------------------|-----------------|
| 1.Weights | | |
| For each weight- | | |
| 5 Kg and under | 100 | 40 |
| 10 Kg | 160 | 80 |
| 20 Kg | 200 | 100 |
| Exceeding 20 Kg | 400 | 200 |
| 2. Measures of Length | | |
| A) Unsubdivided | 400 | 200 |
| B) Subdivided (including the whole length) | | |
| 1 Meter and under | 100 | 60 |

| Particulars of Equipment | INITIAL VERIFICATION | RE-VERIFICATION |
|--------------------------------------------------------------------------------------------------------------------------------------------------------------------------------------------------|-------------------------|-----------------|
| Exceeding 1 Meter but not exceeding 5 Meters | 200 | 100 |
| 10 Meters | 200 | 200 |
| 20 Meters | 600 | 300 |
| 30 Meters | 800 | 400 |
| Exceeding 30 Meters | 1,000 | 800 |
| 3. Measures for capacity(other than bulk measures): | | |
| For each measure | | |
| (a) Unsubdivided | | |
| 2 Litres and under | 100 | 40 |
| Exceeding 2 Litres but not exceeding 20 Liters | 200 | 100 |
| Exceeding 20 Litres | 400 | 200 |
| (b) Subdivided | | |
| The fee payable for a subdivided measure shall be the same as that for an unsubdivided measure of equivalent capacity plus an additional charge of KSh. 10 for each of its numbered subdivisions | | |
| 4. Bulk Measures(road tankers) | | |
| I. For each compartment according to capacity- | | |

| Particulars of Equipment | INITIAL VERIFICATION | RE-VERIFICATION |
|---------------------------------------------------------------------------------------------------------------------|-------------------------|-----------------|
| 500 Litres and under | 2,000 | |
| Exceeding 500 Litres- | | |
| An additional charge of KSh. 500 shall be payable for every 500 litres (or part thereof) in excess of such capacity | | |
| II. Adjustment of liquid level indicator of a bulk measure | 1,000 | |
| 5. Bulk Storage Tanks | | |
| For each tank according to capacity- | | |
| 100,000 Litres and under | 100,000 | |
| Exceeding 100,000 but not exceeding 500,000 Litres | 150,000 | |
| Exceeding 500,000 Litres but not exceeding 1,000,000 Litres | 200,000 | |
| Exceeding 1,000,000 Litres an additional charge of KSh.10,000 for every 1,000,000 Litres | | |
| For Subdivided tanks- | | |
| An additional charge of KSh.2,000.00 per graduation. | | |
| 6. Spirit measuring instruments | | |
| For each instrument | 400 | 200 |

| Particulars of Equipment | INITIAL VERIFICATION | RE-VERIFICATION |
|--------------------------------------------------------------------------|-------------------------|-----------------|
| 7. Liquid measuring instruments | | |
| a) Dispensing pumps (each)- | | |
| I. Electronic | 2,000 | 1,200 |
| II. Non-electric | 1,600 | 1,000 |
| b) Bulk meters (each)- | | |
| I. Electronic | 30,000 | 15,000 |
| II. Non-electric | 20,000 | 10,000 |
| 8. Leather measuring instruments and fabric measuring instruments | | |
| For each instrument | 2,000 | 1,600 |
| 9. Egg grading machines | | |
| For each machine- | | |
| Type 'A' Machine | 2,000 | 1,000 |
| Type 'B' Machine | 3,000 | 1,500 |
| 10. Non automatic weighing instruments intended for counter use | | |
| • For each instrument according to capacity- | | |
| (a) Non-self-indicating | | |
| 5 Kg and under | 200 | 150 |



| Particulars of Equipment | INITIAL VERIFICATION | RE-VERIFICATION |
|-------------------------------------------------|-------------------------|-----------------|
| Exceeding 5 Kg but not exceeding 15 Kg | 400 | 200 |
| Exceeding 15 Kg | 1000 | 400 |
| (b) Semi-self-indicating instruments- | | |
| 5 Kg and under | 400 | 200 |
| Exceeding 5 Kg but not exceeding 15 Kg | 800 | 400 |
| Exceeding 15 Kg | 1200 | 800 |
| (c) Self-indicating instruments | | |
| I. Electronic- | | |
| 5 Kg and under | 600 | 400 |
| Exceeding 5 Kg but not exceeding 15 Kg | 1000 | 600 |
| Exceeding 15 Kg | 1,600 | 1,200 |
| II. Non-electronic- | | |
| 5 Kg and under | 400 | 200 |
| Exceeding 5 Kg but not exceeding 15 Kg | 800 | 400 |
| Exceeding 15 Kg | 1,200 | 800 |
| • All other non-automated weighing instruments: | | |

| Particulars of Equipment | INITIAL VERIFICATION | RE-VERIFICATION |
|--------------------------------------------------------------------------------------------------------------------------------------------------------------------------------------------------------|-------------------------|-----------------|
| For each instrument according to its capacity- | | |
| (a) Electronic instruments- | | |
| 50 Kg and under | 1,200 | 800 |
| Exceeding 50 Kg but not exceeding 500 Kgs | 2,000 | 1,200 |
| Exceeding 500 Kg but not exceeding 1 Tonne | 4,000 | 2,000 |
| Exceeding 1 Tonne but not exceeding 5 Tonnes | 6,000 | 5,000 |
| Exceeding 5 Tonnes but not exceeding 20 Tonnes | 10,000 | 8,000 |
| Exceeding 20 Tonnes- The fee payable shall be the same as that for a 20 ton capacity instrument plus an additional charge of KSh.. 400 for every Tonne (or part thereof) in excess of such capacity | | |
| (b) Non- electronic instruments | | |
| 50 Kg and under | 1,000 | 600 |
| Exceeding 50 Kg but not exceeding 500 Kgs | 1,600 | 1,000 |
| Exceeding 500 Kg but not exceeding 1 Tonne | 3,000 | 2,000 |

| Particulars of Equipment | INITIAL VERIFICATION | RE-VERIFICATION |
|---------------------------------------------------------------------------------------------------------------------------------------------------------------------------------------------------------|-------------------------|-----------------|
| Exceeding 1 Tonne but not exceeding 5 Tonnes | 4,000 | 3,000 |
| Exceeding 5 Tonnes but not exceeding 20 Tonnes | 8,000 | 6,000 |
| Exceeding 20 Tonnes- The fee payable shall be the same as that for a 20 Tonne capacity instrument plus an additional charge of KSh. 400 for every Tonne (or part thereof) in excess of such capacity | | |
| 11. Automatic weighing instruments | | |
| For each weighing unit according to its capacity- | | |
| 20 Kg and under | 1,200 | 600 |
| Exceeding 20 Kg but not exceeding 50 Kg | 1,600 | 1,000 |
| Exceeding 50 Kg but not exceeding 200 Kg | 2,000 | 1,500 |
| Exceeding 200 Kg but not exceeding 1 Tonne | 3,000 | 2,000 |
| Exceeding 1 Tonne but not exceeding 5 Tonnes | 4,000 | 3,000 |
| Exceeding 5 Tonnes but not exceeding 20 Tonnes | 8,000 | 5,000 |

| Particulars of Equipment | INITIAL VERIFICATION | RE-VERIFICATION |
|----------------------------------------------------------------------------------------------------------------------------------------------------------------------------------------------------------------------------------------|-------------------------|-----------------|
| Exceeding 20 Tonnes— The fee payable shall be the same as that of a 20 Tonne capacity instrument plus an additional charge of KSh..400 for every Tonne(or part thereof) in excess of such capacity. | | |
| 12. Belt Weighers | | |
| For each instrument | 12,000 | 8,000 |
| 13. Additional charges payable where a weighing machine or instrument incorporates a printing device which is also examined and tested | 4,000 | |
| 14. Where a weighing or measuring instrument incorporates a printing device which is also examined and tested, an additional charge of KSh. 400 shall be payable for the examination and testing the device | | |
| 15. Where a weighing instrument incorporates more than one indicating device, an additional fee equivalent to the stamping fee payable for the instrument shall be charged for the examination and testing of each such device. | | |

| Particulars of Equipment | INITIAL VERIFICATION | RE-VERIFICATION |
|--------------------------------------------------------------------------------------------------------------------------------------------------------------------------------------------------------------------|-------------------------|-----------------|
| 16. Where a weighing instrument has two sets of graduations (as in the case with some milk weighers) separate fees shall be charged for each set of graduations according to the capacity of the instrument | | |
| 17. Where a weighing or measuring instrument is constructed to calculate and indicate the price, an additional fee of KSh. 400 shall be payable for the examination and testing of the price indicating mechanism. | | |
| 18. Where two or more load receptors are connected to one indicating mechanism, separate fees shall be charged for each load receptor according to its capacity. | | |
| PART TWO—FEES FOR PATTERN APPROVAL | | |
| 1. Measures of length and measures of capacity | | |
| For each Measure | 4,000 | |
| 2. Measuring Instruments | | |
| (a) Liquid measuring instruments (each) | 20,000 | |
| (b) Linear Measuring instruments (each) | 10,000 | |

| Particulars of Equipment | INITIAL VERIFICATION | RE-VERIFICATION |
|------------------------------------------------------------|-------------------------|-----------------|
| (c) Leather Measuring instruments (each) | 10,000 | |
| 3. Non-automatic Weighing instruments | | |
| For each instrument according to capacity | | |
| (a) Non electronic- | | |
| 200 Kg and under | 12,000 | |
| Exceeding 200 Kg but not exceeding 1 Tonne | 16,000 | |
| Exceeding 1 Tonne | 20,000 | |
| (b) Electronic- | | |
| 20 Kg and under | 20,000 | |
| Exceeding 20 Kg but not exceeding 200 Kg | 30,000 | |
| Exceeding 200 Kg but not exceeding 1 Tonne | 35,000 | |
| Exceeding 1 Tonne | 40,000 | |
| 4. Automatic weighing instruments (Hopper weighers) | | |
| For each instrument according to capacity- | | |
| 20 Kg and under | 15,000 | |



| Particulars of Equipment | INITIAL VERIFICATION | RE-VERIFICATION |
|-----------------------------------------------------------------------------------------------|-------------------------|-----------------|
| Exceeding 20 Kg but not exceeding 200 Kg | 20,000 | |
| Exceeding 200 Kg | 25,000 | |
| Belt weighers: | | |
| Each instrument | 30,000 | |
| PART THREE—FEES FOR ADJUSTING WEIGHTS AND MEASURES AND OTHER MISCELLANEOUS CHARGES | | |
| 1. Adjusting Weights | | |
| For each Weight- | | |
| 5 Kg and under | 40 | |
| 10 Kg | 60 | |
| 20 Kg | 80 | |
| Exceeding 20 Kg | 200 | |
| Exceeding 2Kg but not exceeding 20 Kg | 400 | |
| Exceeding 20 Kg but not exceeding 50 Kg | 600 | |
| Exceeding 50 Kg but not exceeding 500 Kg | 2,000 | |
| Exceeding 500 Kg | 5,000 | |
| 2. Adjusting measures of capacity | | |
| For each measure- | | |
| (a) Unsubdivided | 100 | |

| Particulars of Equipment | INITIAL VERIFICATION | RE-VERIFICATION |
|----------------------------------------------------------------------------------------------------------------------------------------------------------------|-------------------------|-----------------|
| (b) Subdivided- | | |
| The fee payable shall be the same as that for Unsubdivided measures of equivalent capacity plus an additional charge of KSh.. 50 for each subdivision adjusted | | |
| 3. Miscellaneous Charges: | | |
| (a) Inserting plugs (each) | 40 | |
| (b) Adjusting loose poises (each) | 40 | |
| (c) Balancing all types of weighing machines (each) | 100 | |
| (d) Denominating linear and capacity measures (each) | 100 | |
| (e) Adjusting capacity measures for use as standards | | |
| Each measure according to denomination | | |
| 20 Litres and under | 1,000 | |
| Exceeding 20 litres but not exceeding 500 litres | 2,000 | |
| Exceeding 500 Litres- | | |
| An additional charge of KSh.. 1,000 shall be payable for every 500 litres (or part thereof) in excess of such capacity | | |

| Particulars of Equipment | INITIAL VERIFICATION | RE-VERIFICATION |
|-----------------------------------------------------------------------------------------------------------------------------------------------------|-------------------------|-----------------|
| (f) Calibrating masses for use in laboratories | | |
| Each mass- | | |
| 2Kg and under | | |
| Class E | 2,000 | |
| Class F | 1,500 | |
| Class M | 1,000 | |
| 4. Calibration of bulk storage tanks | | |
| For each tank according to its capacity | | |
| 100,000 litres and under | 100,000 | |
| Exceeding 100,000 litres but not exceeding 500,000 litres | 150,000 | |
| Exceeding 500,000 litres but not exceeding 1,000,000 litres | 200,000 | |
| Exceeding 1,000,000 litres an additional charge of KSh. 50,000 per 500,000 litres | | |
| An additional charge of KSh. 1,000 per graduation | | |
| Fees for testing or calibrating articles or weighing or measuring equipment submitted to the director in pursuance of section 17 of the Act: | | |
| (a) Testing or calibrating articles (each) | 800 | |

| Particulars of Equipment | INITIAL VERIFICATION | RE-VERIFICATION |
|---------------------------------------------------------------------------------------------------------------------------------------------------------------------------------------------------------------------------------------|-------------------------|-----------------|
| (b) The charge for testing or calibrating weighing or measuring equipment shall be the same as the stamping fee applicable for such an equipment plus an additional charge of | 500 | |
| PART FOUR—CHARGES FOR TRANSPORTATION , HANDLING AND HIRE OF STANDARDS | | |
| Transportation charges: | | |
| The amount payable for transporting mass standards from the nearest weights and measures office to the place appointed by the applicant shall be KSh. 2,000 plus an additional charge per kilometer as follows— Mass standards of— | | |
| One Tonne and under | 60 | |
| Exceeding 1 Tonne but not exceeding 3 Tonnes | 100 | |
| Exceeding 3 Tonnes but not exceeding 10 Tonnes | 160 | |
| Exceeding 10 Tonnes but not exceeding 15 Tonnes | 200 | |
| Exceeding 15 Tonnes | 300 | |

| Particulars of Equipment | INITIAL VERIFICATION | RE-VERIFICATION |
|----------------------------------------------------------------------------------------------------------------------------------------------------------------------------------------------------------------------------------|-------------------------|-----------------|
| Handling Charges: | | |
| The charges payable for lifting roller and block test weights for the purpose of either loading/offloading them into a vehicle or placing them onto the load receptor of the weighing instrument under test shall be as follows- | | |
| (a) Loading/offloading weights into a vehicle KSh. 500 per ton or KSh. 4000 per day whichever is the greater | | |
| (b) Placing weights on and off the load receptor of an instrument KSh. 500 per hour or part thereof | | |
| Hire of roller and block test weights | | |
| For every Tonne or part thereof (per day) | | |
| i. For the first three days(minimum period) | 500 | |
| ii. Any additional day beyond the minimum period | 750 | |
| Hire of other weighing equipment | | |
| I. Weighbridge testing unit: KSh., 10,000 per hour | | |
| II. Mobile prover tanks: KSh. 10,000 per day | | |

| Particulars of Equipment | INITIAL VERIFICATION | RE-VERIFICATION |
|--------------------------------------------------------------------------------------------------------------------------------------------------------------------------------------------------------------------------------------------------------------------------------------|-------------------------|-----------------|
| III. Fork lift: KSh. 10,000 per day | | |
| PART 5—TRAVELLING COSTS | | |
| The amount payable when an officer, on application or notification by any person, attends at any place away from his duty station for the purpose of verification of any weighing or measuring equipment shall be as follows- Travelling expenses (per Kilometer or part thereof) | 50 | |
| PART 6—WEIGHING SERVICES FEES | | |
| The charges payable as weighing fees for quantity determination where County Weighbridges and other weighing equipment are used shall be as follows:- | | |
| Fees for registration as a manufacturer | 1,000 | |
| 50kg and under | 10 | |
| Exceeding 50kg but not exceeding 100kg | 20 | |
| Exceeding 100kg but not exceeding 200kg | 50 | |
| Exceeding 200kg but not exceeding 500kg | 100 | |
| Exceeding 500kg but not exceeding 1,000kg | 150 | |

| Particulars of Equipment | INITIAL VERIFICATION | RE-VERIFICATION |
|----------------------------------------------------------------------------------------------------------------------------------------------------|-------------------------|-----------------|
| Exceeding 1,000kg but not exceeding 5,000kg | 200 | |
| Exceeding 5,000kg but not exceeding 10,000kg | 300 | |
| Exceeding 10,000kg but not exceeding 20,000kg | 400 | |
| Exceeding 20,000kg but not exceeding 30,000kg | 500 | |
| Exceeding 30,000kg but not exceeding 40,000kg | 600 | |
| Exceeding 40,000kg but not exceeding 50,000kg | 700 | |
| Exceeding 50,000kg an addition fee of 100 shall be payable for every additional 10,000kg or portion thereof. | | |
| The charges payable as daily fees for use of County Weighing Equipment at designated places within the County markets shall be as follows:- | | |
| 30kg and below | 30 | |
| Exceeding 30kg but not exceeding 150kg | 50 | |
| Exceeding 150kg but not exceeding 300kg | 100 | |
| Exceeding 300kg but not exceeding 500kg | 150 | |
| Exceeding 500kg but not exceeding 1,000kg | 200 | |

| Particulars of Equipment | INITIAL VERIFICATION | RE-VERIFICATION |
|------------------------------------------------------------------------------------------------------------------------------|-------------------------|-----------------|
| Determination of Tare Weight of Vehicles: | | |
| The charges payable as the fees for determination of Tare weight of vessels and vehicles in use shall be as follows:- | | |
| Commercial in use for vessels/vehicles | | |
| Hand carts | 200 | |
| Pick up vehicles | 500 | |
| Trucks | 1,000 | |
| Semi-Trailer trucks | 2,000 | |
| Trailer trucks | 3,000 | |
| Tare weight for new vehicles | | |
| The charges payable as fees for determination of Tare weight for new vehicles shall be as follows:- | | |
| Cars up to 5 seats | 1,000 | |
| Cars up to 7 seats | 1,500 | |
| Vans up to 14 seats | 2,000 | |
| PART 7— FEES FOR REPAIRERS LICENSE | | |
| For each license according to type | | |
| Type 1 | 500 | |
| Type 2 | 800 | |
| Type 3 | 1,000 | |

| Particulars of Equipment | INITIAL VERIFICATION | RE-VERIFICATION |
|------------------------------------|-------------------------|-----------------|
| Type 4 | 800 | |
| Type 5 | 800 | |
| Type 6 | 1,000 | |
| Type 7 | 500 | |
| Type 8 | 500 | |
| Type 9A- Electricity meter | 500 | |
| Type 9B- Taxi meter | 500 | |
| Type 9C- Airtime meter | 500 | |
| Type 10A- Speed gun | 500 | |
| Type 10B- Alcohol breath analyzer | 500 | |
| Type 10C- Blood pressure machine | 500 | |
| Type 10D- Thermometers | 500 | |
| Special Categories | | |
| Type A- Precision balances class A | 1,500 | |
| Type B- Precision balances class B | 1,500 | |

LIQUOR LICENSING

22. A By inserting the following new section 9.4 immediately after the section titled Weights and Measures—

| LIQUOR LICENSING PROPOSED FEES | | |
|--------------------------------------------------------------------------------------------------------------------------------------------|----------------------|-----------------------------|
| Type of licence | For 12 Months | For 6 months or less |
| 1. General retail alcoholic drink licence in respect to premises situated within Nairobi County | 50,000 | 30,000 |
| 2. General retail alcoholic drink licence (off licence)-wines and spirits in respect to premises situated within Nairobi County | 24,000 | 14,000 |
| 3. Brewer's alcoholic drink licence For each alcoholic drink or product manufactured: | | |
| (a) One million litres and above per annum | 1,000,000 | 1,000,000 |
| (b) Between five hundred thousand (500,000) and nine hundred ninety nine thousand litres (999,999) per annum | 500,000 | 500,000 |
| (c) Above twelve thousand (12,000) and below four hundred and ninety nine thousand nine hundred and ninety nine (499,999) litres per annum | 250,000 | 250,000 |
| (d) Twelve thousand (12,000) litres and below per annum | 50,000 | 50,000 |
| 4. Wholesale alcoholic drink licence for each premises | 50,000 | 30,000 |
| 5. Import alcoholic drink licence (wholesale) | | |
| (a) One million(1,000,000) litres and above | 1,000,000 | 1,000,000 |
| (b) Between five hundred thousand(500,000) and nine hundred ninety nine hundred and ninety nine(999,999) litres | 500,000 | 500,000 |
| (c) Below five hundred thousand (500,000) litres | 250,000 | 250,000 |
| 6. (1) Bottler's alcoholic drink licence | 250,000 | 150,000 |
| (2) Depot licence in addition to paragraph (1) per depot | 50,000 | 30,000 |
| 7. (1) Distribution Alcoholic drink licence | | |
| (2) Depot license, in addition to sub paragraph(1) | 20,000 | 15,000 |

CLERK

NAIROBI CITY COUNTY

| | | |
|---------------------------------------------------------------------------------------------------------------------------------------------------------------------------------------|------------------|------------------|
| 8. Hotel alcoholic drink license | | |
| (a) In respect of premises within Nairobi County Areas | 50,000 20,000 | 30,000 12,000 |
| (b) Where the licensee holds a general retail alcoholic drink license in respect to the same premises | 5,000 | |
| 9. Restaurant alcoholic drink license in respect of premises situated within Nairobi county | 30,000 | 20,000 |
| 10. (1) Club alcoholic drink license (members' club) in respect of premises situated within Nairobi county | 100,000 | 100,000 |
| (2) Club alcoholic drink license (proprietary club or night club or discotheque) in respect to premises situated within Nairobi county | 100,000 | 100,000 |
| 11. Supermarkets and franchised retail stores: Alcoholic drink license in respect to supermarkets or franchised retail stores for each premises situated within Nairobi county | 80,000 | 80,000 |
| 12. Theatre alcoholic drink license | 15,000 | 7,000 |
| 13. Traveller's alcoholic drink license | | |
| (a) Where the licensee does not hold a general retail alcoholic drink license in respect of the same premises | 30,000 | 30,000 |
| (b) Where the licensee does not hold a general retail alcoholic drink license in respect of the same premises | 15,000 | 15,000 |
| 14. Railway restaurant car alcoholic drink license per car | | 5,000 |
| 15. Steamship alcoholic drink license per steamship | | 30,000 |
| Item Description | | CHARGES |
| 16. Temporary or occasional alcoholic drink license, per day | | 1,000 |
| 17. For transferring an alcoholic drink license | | 1,000 |
| 18. For removing an alcoholic drink license | | 500 |
| 19. For the issue of an assurance under the Act | | 1,000 |
| 20. For the issue of a duplicate license | | 300 |
| 21. Application Fee | | 2,000 |
| Note: All Application Fees are non-refundable | | |

BETTING, GAMING AND LOTTERIES CHARGES

22.B By inserting the following new section 9.5 immediately after the section titled Liquor Licensing-

BETTING CONTROL AND LICENSING BOARD

| BOOK MAKERS LICENSE | | |
|------------------------------------|--|---------|
| Application Fee | | 10,000 |
| Grant Fee | | 200,000 |
| Annual License Fee | | 50,000 |
| Renewal Fees | | 5,000 |
| Investigation Fee | | |
| Local Applicant | | 50,000 |
| Foreign Applicant | | 500,000 |
| | | |
| Premises Fee | | |
| Annual Fee | | 100,000 |
| Renewal Fee | | 50,000 |
| Transfer(location) Fee | | 5,000 |
| TOTALISATOR LICENCE | | |
| On-the –course | | |
| Application Fee | | 10,000 |
| Grant Fee | | 200,000 |
| Annual Licence Fee | | 50,000 |
| Renewal Fee | | 5,000 |
| Investigation Fee | | |
| Local Applicant | | 50,000 |
| Foreign Applicant | | 500,000 |
| POOL BETTING SCHEME LICENCE | | |
| Promoter | | |
| Application Fee | | 10,000 |
| Grant Fee | | 500,000 |
| Annual Fee | | 50,000 |

| | | |
|---------------------------------------|--|-----------|
| Renewal Fee | | 5,000 |
| Investigation Fee | | |
| Local Applicant | | 50,000 |
| Foreign Applicant | | 500,000 |
| Principal Agent | | |
| Application Fee | | 10,000 |
| Grant Fee | | 100,000 |
| Annual Fee | | 10,000 |
| Renewal Fee | | 5,000 |
| Investigation Fee | | |
| Local Applicant | | 50,000 |
| Foreign Applicant | | 500,000 |
| Agent | | |
| Application Fee | | 2,000 |
| Annual Fee | | 2,000 |
| Renewal Fee | | 1,000 |
| PUBLIC GAMING LICENCE (CASINO) | | |
| Application Fee | | 1,000,000 |
| Grant Fee | | 3,000,000 |
| Annual Fee | | 500,000 |
| Renewal Fee | | 25,000 |
| Investigation Fee | | |
| Local Applicant | | 250,000 |
| Foreign Applicant | | 1,000,000 |
| Transfer(location) Fee | | 100,000 |
| PUBLIC LOTTERY ANNUAL PERMIT | | |
| Application Fee | | 1,000,000 |
| Grant Fee | | 4,000,000 |
| Annual Fee | | 500,000 |
| Renewal Fee | | 25,000 |
| Investigation Fee | | |
| Local Applicant | | 500,000 |

| | |
|------------------------------------------------------|------------------------------------------------------------------------------------------------------------------------|
| Foreign Applicant | 1,000 |
| PUBLI LOTTERY PERMIT FOR 3 MONTHS | |
| Application fee | 2,000 |
| Permit Fee | 3% of projected ticket sales or KSh. 75,000 whichever is the less. |
| PRIZE COMPETITION PERMIT | |
| Application fee | 500 |
| Permit Fee | 6% of total budget where total budget is the sum of advertising, production and design cost and the cost of all prizes |
| POOL TABLES | |
| Nairobi | |
| Application Fee | 250 per table |
| Annual Fee | 5,000 per table |
| Other places | |
| Application Fee | 250 per table |
| Annual Fee | 2,500 per table |
| NOTE: All application fees are non-refundable | |

DEPARTMENT OF CO-OPERATIVES

22.C By inserting the following new section 9.6 immediately after the section titled Betting, Gaming and Lotteries Charges-

| SERVICE RENDERED | | CHARGES |
|-------------------------------------------------------------------|------|----------------------------|
| Telephone communication | Free | Free |
| Written correspondence | Free | Free |
| Registration of cooperative societies | | 6,500 |
| Registration of amended By-laws | | 1,000 |
| Change of Name | | 5,000 |
| Renewal of certificate of incorporation | | 4,500 |
| Registration of charges | | 5,000 |
| Name search | | 500 |
| Certification of documents | | 4,000 |
| Auditing of society accounts | | Agreed fees |
| Registration of audited accounts | | 10% of audit fees |
| Approval of audit firms | | 3,000 |
| Inquiries | | Actual cost of inquiry |
| Inspection of books of an indebted society | | Actual cost of inspection |
| Liquidation | | Actual cost of liquidation |
| Filing of declaration of wealth forms | | Free |
| Registration of indemnity forms | | Free |
| Registration of society personnel terms and conditions of service | | Free |
| Approval of borrowing powers | | Free |
| Approval for operating FOSA | | Free |
| Issue of Agency notices for recovery of SACCO dues | | Free |

| | | |
|---------------------------------------------------------------|--|-----------------------|
| Market research and dissemination of information to societies | | Free |
| Exemption from any provision of the Act | | Free |
| Appeals to the minister | | 1,000 |
| Dispute resolution through the cooperative tribunal | | Determined filing fee |

23. In the Section headed Trade and enterprise management sector under the item Rental markets in Part 9.2 by deleting and revising the charges as set out in the charges column in respect of the following items as shown in the table—

| PENALTY FOR LATE PAYMENT OF RENT (AFTER 10th)—FOR ALL RENTAL HOUSES | | |
|---------------------------------------------------------------------|--|---------|
| Kahawa West (TPS) | | CHARGES |
| Butcheries | | 600 |
| Hotels | | 600 |
| Workshops | | 600 |

24. In the Section headed Finance administration and planning sector under the item private education, health and entertainment in Part 2.7 by deleting and revising the charges as set out in the charges column in respect of the following items as shown in the table –

| PRIVATE EDUCATION | | |
|---------------------------------------------------------------------------------------------------------------------------------------------------------------------------------------------------------------------|--|--------|
| Private education institution including nursery / primary or secondary school / polytechnic / professional training centre / computer management / accountancy / secretarial / technical professions / universities | | |
| CODES | | |
| 735 Small complementary education institutions 1-200 pupils | | 8,000 |
| 740 Medium complementary education institutions 201-350 pupils | | 10,000 |
| 745 Large complementary education institutions over 350 pupils | | 15,000 |

25. Insert the following new Section immediately after the Section titled “Trade Enterprise Development Sector”

AGRICULTURE, LIVESTOCK AND FISHERIES

| | | |
|-------------------------------|--|----------------|
| 1.Disease control | | |
| Item Description | | CHARGES |
| Vaccination per animal | | |
| Cattle | | |
| FMD | | 200 |
| BLANTHAX | | 150 |
| Sheep/Goat | | |
| POX | | 30 |
| C.C.P.P | | 30 |
| Donkeys | | |
| Rabies | | 300 |
| Tetanus | | 300 |
| Horse | | |
| Rabies | | 1,500 |
| Tetanus | | 1,000 |
| A.H.S | | 1,500 |
| Dogs/Cats | | |
| Rabies | | 300 |
| Parvo | | 300 |
| DHLP(only for dogs) | | 800 |
| Poultry | | |
| New Castle | | 200 |
| Gumboro | | 200 |
| Pox(per 100 birds) | | 200 |
| Cleansing per animal | | |
| Cattle: | | 100 |
| Sheep/Goat: | | 20 |
| Pigs | | 100 |
| Donkeys | | 100 |

| | | |
|--------------------------------------------------------|--|---------------|
| Dogs/Cats: | | 300 |
| 2. Health Certification for diagnosis/screening | | |
| Health examination fee per animal | | |
| Cattle: | | 300 |
| Sheep/Goat: | | 50 |
| Pigs | | 100 |
| Donkeys: | | 100 |
| Horse | | 1,000 |
| Dogs/Cats | | 200 |
| Poultry | | 200 per flock |
| 3. Animal health and welfare | | |
| Premises inspection per premises for breeders' | | |
| Cattle: | | 200 |
| Sheep/Goat: | | 100 |
| Pigs | | 300 |
| Donkeys: | | 100 |
| Dogs/Cats | | 300 |
| Poultry | | 100 |
| 4. Slaughter services | | |
| Slaughter fee per animal | | |
| Cattle: | | 200 |
| Sheep/Goat: | | 70 |
| Pigs | | 300 |
| Poultry | | 20 |
| 5. Local imports from up country | | |
| Health inspection fee | | |
| A. Live Animal | | |
| Cattle: | | 100 |
| Sheep/Goat: | | 30 |
| Pigs | | 50 |
| Donkeys: | | 50 |
| Dogs/Cats | | 200 |

| | | |
|-----------------------------------------------------------|--|----------------|
| Poultry | | 5/- per bird |
| Re-inspection | | |
| B. Carcasses | | |
| Cattle: | | 50 |
| Sheep/Goat: | | 10 |
| Pigs | | 20 |
| Poultry | | 2/- per bird |
| Slaughter house licensing fees | | |
| Category A | | 6,000 |
| Category B | | 4,000 |
| Category C | | 1,000 |
| Issuance of permits for carrier/container | | 100 |
| Certificate of transport fee | | 20 |
| Leather Sector | | |
| Registration of premises licenses | | 500 |
| Flayers renewal license | | 100 |
| Flayers folder | | 250 |
| Dispatch note | | 100 |
| | | |
| FISHERIES LICENSES, PERMITS, FEES AND CERTIFICATES | | |
| Item Description | | CHARGES |
| A. AQUARIUMS | | |
| 1) Aquarium fish dealers' license | | 2,000 |
| 2) Aquarium fish farmers permit | | 200 |
| 3) Aquarium fish keeper's permit(Public Places) | | 500 |
| B. MOVEMENT PERMITS | | |
| 1) Fresh fish movement permit for vehicles | | |
| Item Description | | Charges |
| (a) Vehicle Not exceeding 3 tonnes (three tonnes) | | 1,000 |
| (b) Vehicle Exceeding 3 tonnes (three tonnes) | | 2,500 |
| Trailers | | 5,000 |

| | | |
|--------------------------------------------------------------------------------|--|--------|
| 2) Dry fish (Omena, Catfish, Tilapia and Buta) movement permit for: | | |
| (a) Vehicle Not exceeding 3 tonnes(three tonnes) | | 1,500 |
| (b) Vehicle Exceeding 3 tonnes (three tonnes | | 3,000 |
| Luggage accompanying trader using public passenger carrier vehicles | | 200 |
| Live fish movement permit | | 300 |
| C. PROCESSING LICENCES | | |
| 1.Processing above 10 tonnes of fish | | 3,000 |
| 2. Processing less than 1 ton of fish | | 1,000 |
| D. TRADERS LICENSES | | |
| (1) Fresh and Dry Fish hawkers trader's license-mama karanga | | 500 |
| (2) Fresh Fish traders (Retail Shops, Market stalls and Super markets) license | | 1,000 |
| (3) Fresh Fish whole sale trader's license(Factories) | | 2,000 |
| E. CRUSTACEAN DEALERS LICENCES | | |
| 1.Prawns and Lobsters | | 1,000 |
| 2.Crabs and Octopus | | 500 |
| F. DRY FISH LICENCES | | |
| 1.Omena (Dry),Other species smoked or Dry (Whole sale) | | 1500 |
| G. SPORT FISHING LICENSE | | |
| 1. Fortnightly | | 500 |
| 2. Monthly | | 800 |
| 3.Annually | | 1,600 |
| H. CERTIFICATES | | |
| 1. Fish and fish products health certificate | | 1,000 |
| 2.Fish and Fish products inspection certificate | | 500 |
| 3.Certificate of compliance | | 35,000 |
| 4.Certificate of compliance for fish feeds | | 8,000 |
| 5.Imports-ad valorem | | 5% |
| 6.Exports-ad valorem | | 0.5% |
| F. FISH BASKETS (TENGAS)(Daily Licenses) | | |
| 1.Pre-inspection certificate | | 50 |

| LICENCE CHARGES ON VARIOUS CROPS | | |
|--------------------------------------------------------------------|--|---------------------|
| LICENCE | | CHARGES |
| Coffee Licensing | | |
| (1) Nursery certificate/ licence | | KSh. 1000 |
| (2) Pulping stations certificates | | KSh. 1000 |
| (3) Commercial coffee Millers | | USD 1000 |
| (4) Grower milling licence | | KSh.10000 |
| (5) Private warehouse | | KSh. 2500 |
| (6) Marketing agents | | USD 250 |
| (7) Management agency certificates | | KSh. 10000 |
| (8) Dealer- Exporters | | USD 500 |
| (9) Commercial Warehousing licence | | USD 1000 |
| (10) Private coffee warehouse | | KSh 10000 |
| (11) Coffee marketing agency licence (commercial marketing agency) | | USD 1000 |
| (12) Coffee marketing agency licence (Private marketer) | | KSh 10000 |
| (13) Roasters | | KSh. 2500 |
| (14) Mbuni Huller | | KSh. 2500 |
| (15) Coffee export levy (2%) | | 2% of total exports |

| Tea Licensing | | |
|----------------------------------------------------------------------------------------------------------------------------------------------------------------------------------------------------|--|---------------------------------------------------------------------------------|
| (1) Tea Packers | | KSh. 2000 |
| (2) Tea export/import | | KSh. 10,000 Renewal KSh. 5000 |
| (3) Management agent(tea) | | KSh. 25000 |
| (4) Tea broker | | KSh. 10000 (Renewal KSh. 5000) |
| Nuts and Oil Crops Licensing | | |
| Processors/manufacturers: (1) Cottage (Gross turnover \leq 1,000,000 per year) (2) Established (Gross turnover \geq 1,000,000 per year) | | 5,000 (Registration and Renewal each) 25,000 (Registration and Renewal each) |
| Horticulture Licensing | | |
| (1) Nursery operator | | KSh. 1,000 |
| (2) Farm inspection: Below 5 acres Over 5 acres to 10 acres Above 10 acres | | KSh. 1,000 KSh. 2,500 KSh. 5,000 |
| Horticulture dealers licence | | KSh. 25000 |
| Cereals Licensing | | |
| (1) Food crops processors' license: Wheat/maize- Less than 2 tons /hr Rice – Less than 0.5 Tons/hr Sorghum/all millets/grain amaranth- Less than 1 ton/hr Legumes - Less than 1 ton/hr | | KSh 2500 KSh 2500 KSh 2500 KSh 2500 |
| (2) Warehouse operator – Less than 5,000 tons | | KSh2,000 |

| | | |
|-----------------------------------------|--|-----------|
| Pyrethrum | | |
| (1) Pyrethrum dealers | | KSh 25000 |
| (2) Processing (manufacturing) | | 1 MILLION |
| (3) Commercial warehousing of pyrethrum | | KSh 10000 |

26. In the section headed General Traders Shops and Retail Services in part 2.2 by deleting and revising the charges as set out in the charges column –

| Item Description | CHARGES |
|-------------------------------------------------|---------|
| Hyper-markets (over 100 employees/over 500sq.m) | 200,000 |

27. In the section headed Industrial Plants, Factories, Workshops, Contractors in part 2.8 by deleting and revising the charges as set out in the charges column –

| Item Description | CHARGES |
|------------------------------------------------------------------------------|---------|
| Large industrial plant with over 75 employees and/or premises over 2500 sq.m | 200,000 |

28. In the section headed Outdoor Advertisement and Signages in part 5.6 by deleting and revising the charges as set in the charges column –

| Item Description | CHARGES |
|--------------------------------------------------------------------------------|---------|
| Billboards/Wall wraps | |
| Application fee | 10,000 |
| Additional square meter of Billboard of sizes 12m x 6m per Billboard structure | 3,000 |

29. In the section headed Housing in part 5.7 by deleting the revising the deadline as set out in the deadline column –

| Item Description | DEADLINE |
|------------------------------------------|------------------------|
| Penalty for late payment of Monthly Rent | After 15 th |